

**FEDERAL FISCAL YEARS 2015-2018
TRANSPORTATION IMPROVEMENT PROGRAM**

**REVISION #3
AMENDMENT**

February 2015



Oahu Metropolitan Planning Organization
707 Richards Street, Suite 200
Honolulu, Hawaii 96813-4623
(808) 587-2015
www.OahuMPO.org

ABBREVIATIONS

§	Section	Enhance	Transportation Enhancement Program (funding category)
§5307	Urbanized Area Formula Program (funding category)	EQP	Equipment (phase)
§5309 BC	Bus and Bus-Related Facilities (funding category)	FFY	Federal Fiscal Year (October - September)
§5309 FGM	Fixed Guideway Modernization (funding category)	FHWA	Federal Highway Administration
§5309 NS	New Starts (funding category)	FHWA X-fer	FHWA transfer of funds from FTA
§5316	Job Access Reverse Commute Program (JARC) (funding category)	FTA	Federal Transit Administration
§5317	New Freedom Program (funding category)	HDOT	Hawaii Department of Transportation
§5340	Growing States and High Density States Formula Program (funding category)	HRTTP	Honolulu Rail Transportation Project (funding category)
3-C	Continuing, Cooperative, Comprehensive	HP	High Priority Projects Program (funding category)
ADA	Americans with Disabilities Act	HR	House Report
ADVCON	Advance Construction Reimbursement	HSIP	Highway Safety Improvement Program (funding category)
Bridge Off	Bridge Off-System (funding category)	IM	Interstate Maintenance (funding category)
Bridge On/Off	Bridge On/Off-System (funding category)	INSP	Inspection (phase)
CAC	OahuMPO Citizen Advisory Committee	JARC	Job Access and Reverse Commute Program (funding category)
CMAQ	Congestion Mitigation and Air Quality Improvement Program (funding category)	Local Only	Funded with State or City funds (funding category)
CON	Construction (phase)	MAP-21	Moving Ahead for Progress in the 21 st Century
DES	Design (phase)	NF	New Freedom Program (funding category)
Discret	Discretionary Funds (funding category)	NHHP	National Highway Performance Program (funding category)
DTS	City and County of Honolulu Department of Transportation Services	NHS	National Highway System (funding category)
		NTD	National Transit Database
		OahuMPO	Oahu Metropolitan Planning Organization

OPR	Operations (phase)	3-C	Continuing, Cooperative, Comprehensive
ORTP	Oahu Regional Transportation Plan		
PLN	Planning (phase)		
PREROW	Pre-Right-of-Way (phase)		
PROF SVCS	Professional Services		
Rec Trails Prog	Recreational Trails Program (funding category)		
REL	Relocation (phase)		
ROW	Right-of-Way (phase)		
RY	Report Year		
SAFETEA-LU	Safe, Accountable, Flexible, Efficient Transportation Equity Act – A Legacy for Users		
SmUrb	Small Urban		
SOGR	State of Good Repair Grant		
STIC	Small Transit Intensive Cities		
STIP	Statewide Transportation Improvement Program		
STP Flex	Surface Transportation Program Flexible funds (funding category)		
TAP	Transportation Alternatives Program		
TIGER	Transportation Investment Generating Economic Recovery Grant		
TIGGER	Transit Investments for Greenhouse Gas and Energy Reduction Grant		
TIP	Transportation Improvement Program		
USC	United States Code		
UZA	Urbanized Areas		

**REVISION #3
Amendment**

This revision is an amendment. Amendments require OahuMPO Policy Committee approval, a review by the Technical Advisory Committee, and the solicitation of public comments. Refer to Chapter 5 of the TIP for additional details.

PROJECT

NUMBER PROJECT NAME *(Sorted by Project Name)*

REVISION DETAILS

FHWA - Funded Projects

State of Hawaii - Sponsored Projects

OS25	Kalaniana'ole Highway (Route 72), Improvements, Olomana Golf Course to Waimanalo Beach Park, Phase I, Olomana Golf Course to Poalima Street	The scope of project has changed. Added CON in FFY 2015. Redesigned electrical plan which caused a delay. CON to be obligated in early FFY 2015. Deleted ADVCON.
OS54	Kamehameha Highway (Route 83), Bridge Rehabilitation Kipapa (Roosevelt) Stream Bridge	Added New Project.
OS53	Kamehameha Highway (Route 83), Bridge Replacement Hoolapa (Nanahu) Stream Bridge	Added New Project.
OS39	Kamehameha Highway (Route 83), Shoreline Protection, Vicinity of Kaaawa	Deferred and inflated CON in FFY 2016 to FFY 2017. Due to a scope change, environmental clearance has been delayed.
OS55	Kamehameha Highway, Safety Improvements, Kahana Valley Road to Kaaawa Bridge	Added New Project.
OS43	Leeward Bikeway, Phase I and II, Waipio Point Access Road to Luaualei Naval Road	Re-included Phase I (Waipio Point Access Road to Hawaiian Railway Society) CON. It could not be obligated in FFY 2014 because of the Archeological Inventory Study which is required by section 106 of the National Historic Preservation Act.

FTA - Funded Projects

City and County of Honolulu - Sponsored Projects

OC22	Pedestrian Transit Connections	Added New Project.
------	--------------------------------	--------------------

OS25 Kalanianaʻole Highway (Route 72), Improvements, Olomana Golf Course to Waimanalo Beach Park, Phase I, Olomana Golf Course to Poalima Street



TIP Revision # Details:

The scope of project has changed. Added CON in FFY 2015. Redesigned electrical plan which caused a delay. CON to be obligated in early FFY 2015.

Deleted ADVCON.

Project Description:

Phase I involves constructing traffic operational and safety improvements on Kalanianaʻole Highway from Olomana Golf Course to Poalima Street. Project includes turning lanes, bus pullouts, and lighting improvements.

Project Website: None

Neighborhood(s): Waimanalo, Kailua

Estimated Total Project Cost: \$45,000,000

(May include project costs outside of the 4-year TIP and 2 informational years.)

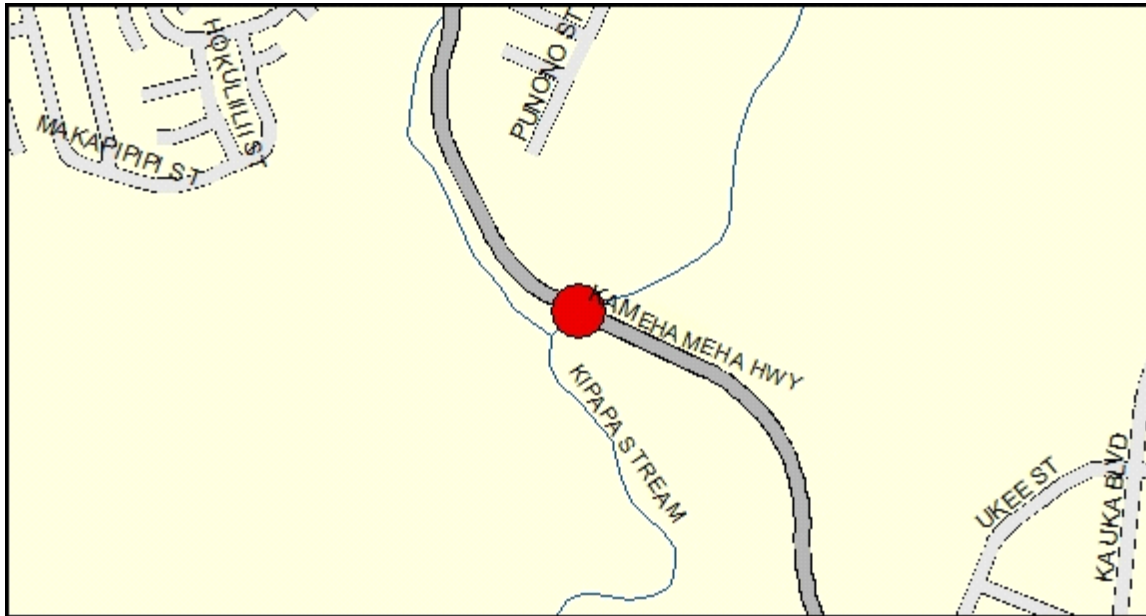
Project Sponsor: State of Hawaii (FHWA Funded)

Agency Responsible for Carrying Out Project/Phase:

Hawaii Department of Transportation

Phase	FFY 2015			FFY 2016			FFY 2017			FFY 2018			FOR INFORMATION ONLY						Funding Category
	Total	Federal	Local	Total	Federal	Local	Total	Federal	Local	Total	Federal	Local	FFY 2019			FFY 2020			
	(x\$1000)	(x\$1000)	(x\$1000)	(x\$1000)	(x\$1000)	(x\$1000)	(x\$1000)	(x\$1000)	(x\$1000)	(x\$1000)	(x\$1000)	(x\$1000)	Total	Federal	Local	Total	Federal	Local	
CON	11,000	8,800	2,200	0	0	0	0	0	0	0	0	0	0	0	0	0	0	0	NHPP

OS54 Kamehameha Highway (Route 83), Bridge Rehabilitation Kipapa (Roosevelt) Stream Bridge



TIP Revision # Details:

Added New Project.

Project Description:

Rehabilitate and bring the existing bridge up to meet current State standards.

Project Website: None

Neighborhood(s): Waipahu

Estimated Total Project Cost: \$19,000,000

(May include project costs outside of the 4-year TIP and 2 informational years.)

Project Sponsor: State of Hawaii (FHWA Funded)

Agency Responsible for Carrying Out Project/Phase:

Hawaii Department of Transportation

Phase	FOR INFORMATION ONLY																		Funding Category
	FFY 2015			FFY 2016			FFY 2017			FFY 2018			FFY 2019			FFY 2020			
	Total (x\$1000)	Federal (x\$1000)	Local (x\$1000)	Total (x\$1000)	Federal (x\$1000)	Local (x\$1000)	Total (x\$1000)	Federal (x\$1000)	Local (x\$1000)	Total (x\$1000)	Federal (x\$1000)	Local (x\$1000)	Total (x\$1000)	Federal (x\$1000)	Local (x\$1000)	Total (x\$1000)	Federal (x\$1000)	Local (x\$1000)	
DES	1,800	1,440	360	0	0	0	0	0	0	0	0	0	0	0	0	0	0	0	NHPP
ROW	25	20	5	0	0	0	0	0	0	0	0	0	0	0	0	0	0	0	NHPP

OS53 Kamehameha Highway (Route 83), Bridge Replacement Hoolapa (Nanahu) Stream Bridge



TIP Revision # Details:

Added New Project.

Project Description:

Replace the existing bridge on Route 83.

Project Website: None

Neighborhood(s): Koolauloa

Estimated Total Project Cost: \$6,000,000

(May include project costs outside of the 4-year TIP and 2 informational years.)

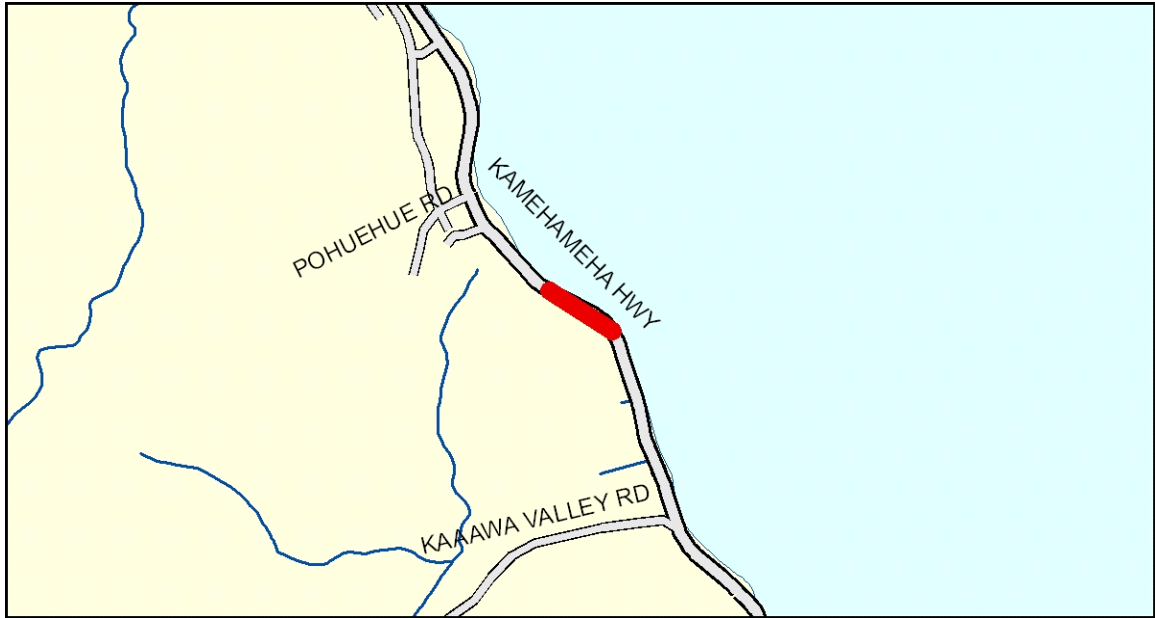
Project Sponsor: State of Hawaii (FHWA Funded)

Agency Responsible for Carrying Out Project/Phase:

Hawaii Department of Transportation

Phase	FFY 2015			FFY 2016			FFY 2017			FFY 2018			FOR INFORMATION ONLY						Funding Category
													FFY 2019			FFY 2020			
	Total (x\$1000)	Federal (x\$1000)	Local (x\$1000)	Total (x\$1000)	Federal (x\$1000)	Local (x\$1000)	Total (x\$1000)	Federal (x\$1000)	Local (x\$1000)	Total (x\$1000)	Federal (x\$1000)	Local (x\$1000)	Total (x\$1000)	Federal (x\$1000)	Local (x\$1000)	Total (x\$1000)	Federal (x\$1000)	Local (x\$1000)	
DES	1,300	1,040	260	0	0	0	0	0	0	0	0	0	0	0	0	0	0	0	NHPP
ROW	165	132	33	0	0	0	0	0	0	0	0	0	0	0	0	0	0	0	NHPP

OS39 Kamehameha Highway (Route 83), Shoreline Protection, Vicinity of Kaaawa



TIP Revision # Details:

Deferred and inflated CON in FFY 2016 to FFY 2017. Due to a scope change, environmental clearance has been delayed.

Project Description:

Construct shoreline protection measures for areas in Kaaawa along Kamehameha Highway susceptible to ocean erosion due to high wave action.

Project Website: None

Neighborhood(s): Koolauloa

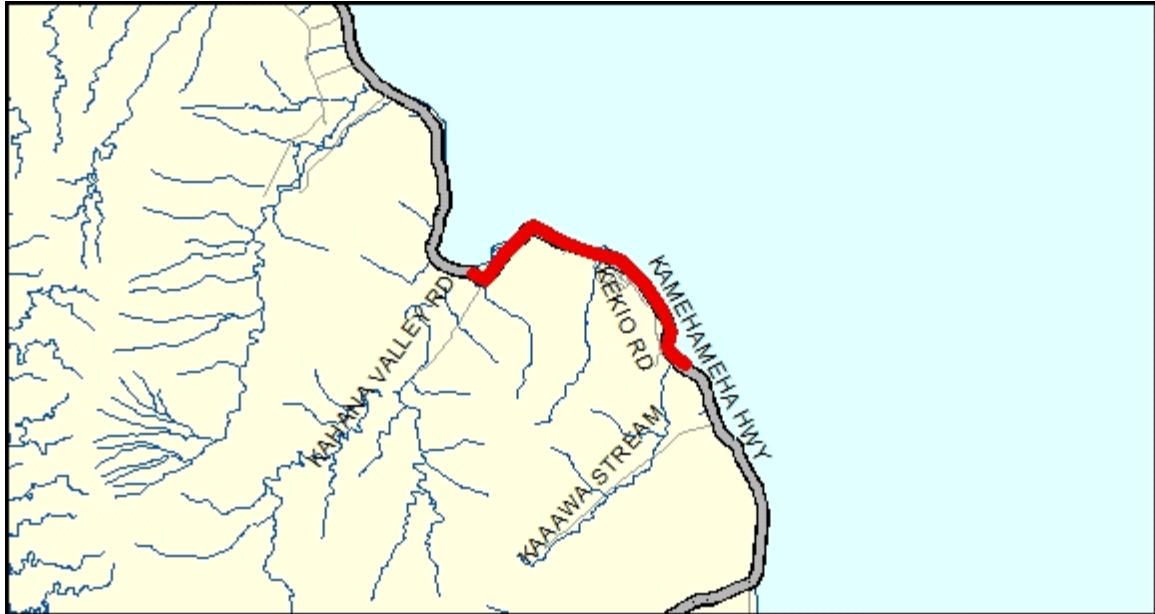
Estimated Total Project Cost: \$11,400,000
(May include project costs outside of the 4-year TIP and 2 informational years.)

Project Sponsor: State of Hawaii (FHWA Funded)

Agency Responsible for Carrying Out Project/Phase:
 Hawaii Department of Transportation

Phase	FFY 2015			FFY 2016			FFY 2017			FFY 2018			FOR INFORMATION ONLY						Funding Category
	Total		Local	Total		Local	Total		Federal	Local	Total		FFY 2019		FFY 2020				
	(x\$1000)	(x\$1000)	(x\$1000)	(x\$1000)	(x\$1000)	(x\$1000)	(x\$1000)	(x\$1000)	(x\$1000)	(x\$1000)	(x\$1000)	(x\$1000)	(x\$1000)	(x\$1000)	(x\$1000)	(x\$1000)			
CON	0	0	0	0	0	0	10,400	8,320	2,080	0	0	0	0	0	0	0	NHPP		

OS55 Kamehameha Highway, Safety Improvements, Kahana Valley Road to Kaaawa Bridge



TIP Revision # Details:

Added New Project.

Project Description:

Install milled rumble strips on centerline and shoulders, check superelevation along entire segment, and install pavement markings, striping, and signage on Kamehameha Highway (Route 83) from Kahana Valley Road to Kaaawa Bridge.

Project Website: None

Neighborhood(s): Koolauloa

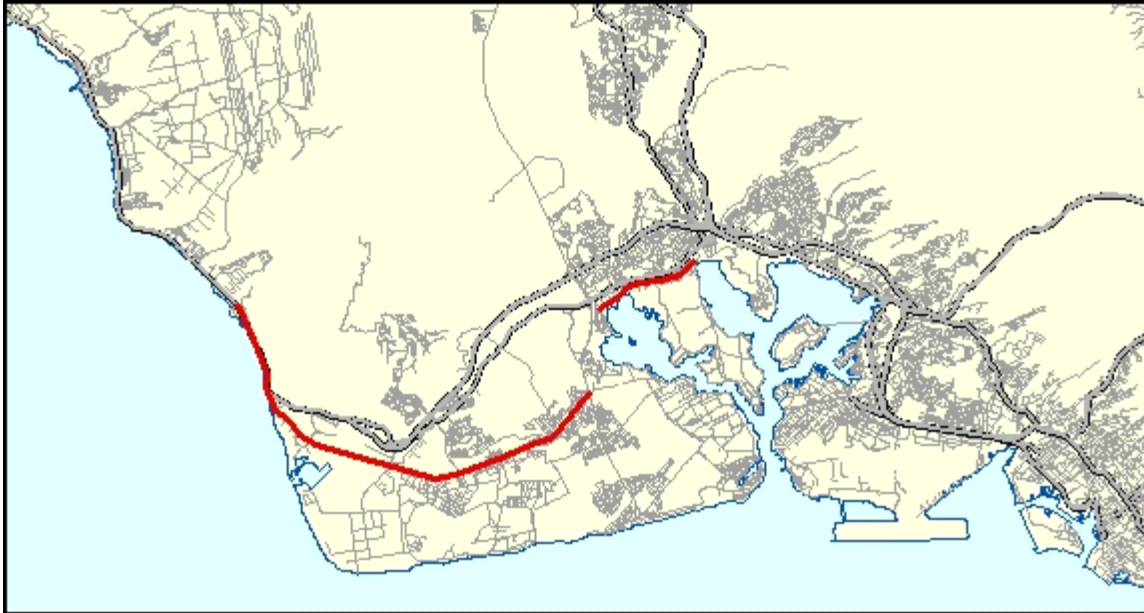
Estimated Total Project Cost: \$1,650,000
(May include project costs outside of the 4-year TIP and 2 informational years.)

Project Sponsor: State of Hawaii (FHWA Funded)

Agency Responsible for Carrying Out Project/Phase:
 Hawaii Department of Transportation

Phase	FFY 2015			FFY 2016			FFY 2017			FFY 2018			FOR INFORMATION ONLY						Funding Category	
													FFY 2019			FFY 2020				
	Total (x\$1000)	Federal (x\$1000)	Local (x\$1000)	Total (x\$1000)	Federal (x\$1000)	Local (x\$1000)	Total (x\$1000)	Federal (x\$1000)	Local (x\$1000)	Total (x\$1000)	Federal (x\$1000)	Local (x\$1000)	Total (x\$1000)	Federal (x\$1000)	Local (x\$1000)	Total (x\$1000)	Federal (x\$1000)	Local (x\$1000)		
CON	1,600	1,280	320	0	0	0	0	0	0	0	0	0	0	0	0	0	0	0	0	HSIP

OS43 Leeward Bikeway, Phase I and II, Waipio Point Access Road to Lualualei Naval Road



TIP Revision # Details:

Re-included Phase I (Waipio Point Access Road to Hawaiian Railway Society) CON. It could not be obligated in FFY 2014 because of the Archeological Inventory Study which is required by section 106 of the National Historic Preservation Act.

Project Description:

Improve the bikeway/bike path from the Waipio Point Access Road to Lualualei Naval Road.

Under MAP-21, the Transportation Enhancements (TE) activities were replaced with the Transportation Alternatives Program (TAP). However, this project is continuing to use TE funds, since MAP-21 states that the original TE activities remain eligible for TE funds that were previously apportioned until the TE funds are obligated, rescinded, or lapsed.

Project Website: None

Neighborhood(s): Ewa, Makakilo-Kapolei-Honokai Hale, Waianae Coast

Estimated Total Project Cost: \$19,000,000

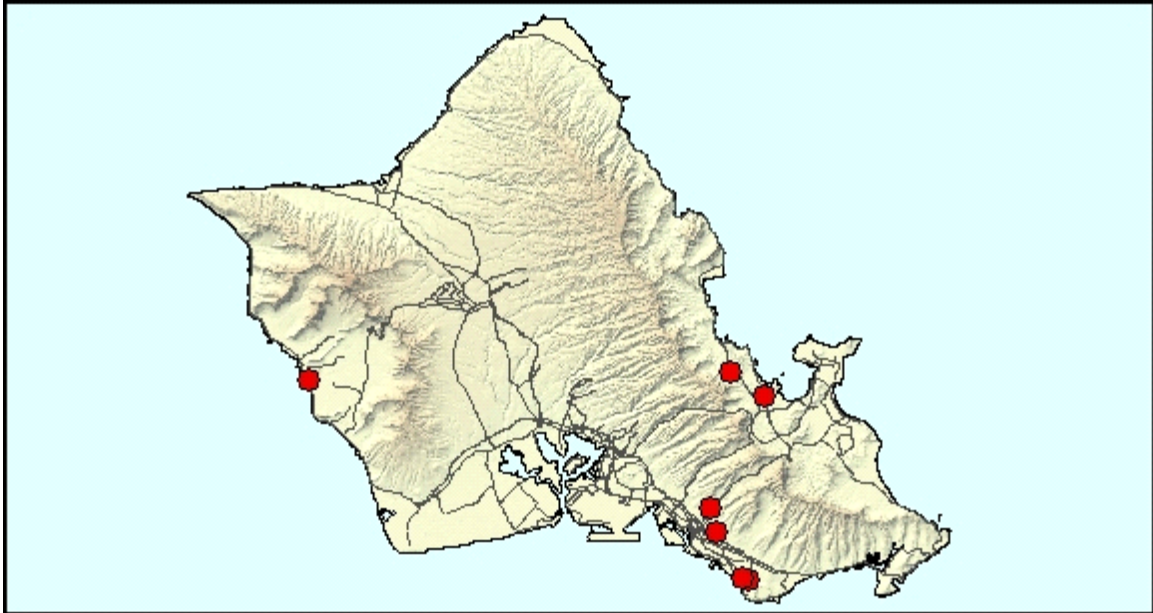
(May include project costs outside of the 4-year TIP and 2 informational years.)

Project Sponsor: State of Hawaii (FHWA Funded)

Agency Responsible for Carrying Out Project/Phase:
Hawaii Department of Transportation

Phase	FFY 2015			FFY 2016			FFY 2017			FFY 2018			FOR INFORMATION ONLY						Funding Category
	Total	Federal	Local	Total	Federal	Local	Total	Federal	Local	Total	Federal	Local	FFY 2019			FFY 2020			
	(x\$1000)	(x\$1000)	(x\$1000)	(x\$1000)	(x\$1000)	(x\$1000)	(x\$1000)	(x\$1000)	(x\$1000)	(x\$1000)	(x\$1000)	(x\$1000)	Total	Federal	Local	Total	Federal	Local	
<i>Phase I - Waipio Point Access Road to Hawaiian Railway Society</i>																			
CON	0	0	0	9,000	7,200	1,800	0	0	0	0	0	0	0	0	0	0	0	0	0
<i>Phase II - Hawaiian Railway Society Train Station to Lualualei Naval Road</i>																			
PREROW	0	0	0	106	84	22	0	0	0	0	0	0	0	0	0	0	0	0	0
ROW	0	0	0	0	0	0	0	0	0	3,000	2,400	600	0	0	0	0	0	0	0
CON	0	0	0	0	0	0	0	0	0	0	0	0	0	0	0	3,900	3,120	780	0

OC22 Pedestrian Transit Connections



TIP Revision # Details:

Added New Project.

Project Description:

Plan, design, construct, inspect, and provide equipment for pedestrian and bicycle safety and access improvements near bus stops and transit centers.

Project Website: None

Neighborhood(s): Islandwide

Estimated Total Project Cost: \$2,961,000
(May include project costs outside of the 4-year TIP and 2 informational years.)

Project Sponsor: City and County of Honolulu (FTA Funded)

Agency Responsible for Carrying Out Project/Phase:
 City Department of Transportation Services

Phase	FFY 2015			FFY 2016			FFY 2017			FFY 2018			FOR INFORMATION ONLY						Funding Category
	Total	Federal	Local	Total	Federal	Local	Total	Federal	Local	Total	Federal	Local	FFY 2019			FFY 2020			
	(x\$1000)	(x\$1000)	(x\$1000)	(x\$1000)	(x\$1000)	(x\$1000)	(x\$1000)	(x\$1000)	(x\$1000)	(x\$1000)	(x\$1000)	(x\$1000)	(x\$1000)	(x\$1000)	(x\$1000)	(x\$1000)	(x\$1000)	(x\$1000)	
PLN	1	0	1	1	0	1	1	0	1	1	0	1	1	0	1	1	0	1	Local Only
DES	250	0	250	250	0	250	250	0	250	250	0	250	250	0	250	250	0	250	Local Only
CON	1,120	1,100	20	165	145	20	20	0	20	20	0	20	20	0	20	20	0	20	\$5307/\$5340
EQP	5	0	5	5	0	5	5	0	5	5	0	5	5	0	5	5	0	5	Local Only
INSP	10	0	10	10	0	10	10	0	10	10	0	10	10	0	10	10	0	10	Local Only

FFY's 2015-2018 TIP REVISION #3 FUNDING SUMMARY

	FFY 2015			FFY 2016			FFY 2017			FFY 2018			FOR INFORMATION ONLY					
													FFY 2019			FFY 2020		
	TOTAL (x\$1000)	FEDERAL (x\$1000)	LOCAL (x\$1000)	TOTAL (x\$1000)	FEDERAL (x\$1000)	LOCAL (x\$1000)	TOTAL (x\$1000)	FEDERAL (x\$1000)	LOCAL (x\$1000)	TOTAL (x\$1000)	FEDERAL (x\$1000)	LOCAL (x\$1000)	TOTAL (x\$1000)	FEDERAL (x\$1000)	LOCAL (x\$1000)	TOTAL (x\$1000)	FEDERAL (x\$1000)	LOCAL (x\$1000)
FHWA-FUNDED PROJECTS																		
<u>State of Hawaii - Sponsored Projects</u>																		
As of Revision #2	127,078	65,095	61,983	149,202	85,193	64,009	151,841	57,266	94,575	97,670	71,856	25,814	92,956	75,221	17,735	118,644	69,912	48,732
Revision #3 Changes	15,890	8,212	7,678	(1,240)	(992)	(248)	10,400	8,320	2,080	0	0	0	0	0	0	0	0	0
Total as of Revision #3	142,968	73,307	69,661	147,962	84,201	63,761	162,241	65,586	96,655	97,670	71,856	25,814	92,956	75,221	17,735	118,644	69,912	48,732
<u>C&C of Honolulu - Sponsored Projects</u>																		
As of Revision #2	30,468	17,000	13,468	36,157	17,000	19,157	30,406	17,000	13,406	34,163	17,000	17,163	55,324	19,729	35,595	55,223	19,729	35,494
Revision #3 Changes	0	0	0	0	0	0	0	0	0	0	0	0	0	0	0	0	0	0
Total as of Revision #3	30,468	17,000	13,468	36,157	17,000	19,157	30,406	17,000	13,406	34,163	17,000	17,163	55,324	19,729	35,595	55,223	19,729	35,494
TOTAL FHWA	173,436	90,307	83,129	184,119	101,201	82,918	192,647	82,586	110,061	131,833	88,856	42,977	148,280	94,950	53,330	173,867	89,641	84,226
FTA-FUNDED PROJECTS																		
<u>State of Hawaii - Sponsored Projects</u>																		
As of Revision #2	1,102	695	407	1,137	717	420	1,172	739	433	1,209	762	447	1,248	786	462	1,288	811	477
Revision #3 Changes	0	0	0	0	0	0	0	0	0	0	0	0	0	0	0	0	0	0
Total as of Revision #3	1,102	695	407	1,137	717	420	1,172	739	433	1,209	762	447	1,248	786	462	1,288	811	477
<u>C&C of Honolulu - Sponsored Projects</u>																		
As of Revision #2	1,170,858	404,482	766,376	1,189,404	381,655	807,749	886,465	285,099	601,366	521,203	168,460	352,743	122,902	40,271	82,631	125,504	41,488	84,016
Revision #3 Changes	1,386	1,100	286	431	145	286	286	0	286	286	0	286	286	0	286	286	0	286
Total as of Revision #3	1,172,244	405,582	766,662	1,189,835	381,800	808,035	886,751	285,099	601,652	521,489	168,460	353,029	123,188	40,271	82,917	125,790	41,488	84,302
TOTAL FTA	1,173,346	406,277	767,069	1,190,972	382,517	808,455	887,923	285,838	602,085	522,698	169,222	353,476	124,436	41,057	83,379	127,078	42,299	84,779

FHWA REGULAR FUNDS PROGRAMMED

	FFY 2015 (x\$1000)	FFY 2016 (x\$1000)	FFY 2017 (x\$1000)	FFY 2018 (x\$1000)	FOR INFORMATION ONLY	
					FFY 2019 (x\$1000)	FFY 2020 (x\$1000)
FHWA-FUNDED PROJECTS						
<u>State of Hawaii-Sponsored Projects</u>						
Earmark High Priority	0	1,118	0	0	0	0
Highway Safety Improvement Program	4,508	0	5,712	200	0	2,400
Interstate Maintenance Discretionary	4,300	0	0	0	0	0
National Highway Performance Program	64,212	73,512	59,427	64,969	64,934	64,105
Recreational Trails Program	287	287	287	287	287	287
STP Flexible	0	0	160	4,000	10,000	0
Transportation Enhancement	0	9,284	0	2,400	0	3,120
State of Hawaii - FHWA Total	73,307	84,201	65,586	71,856	75,221	69,912
<u>City and County of Honolulu-Sponsored Projects</u>						
Bridge Off-System	720	720	720	720	800	800
STP Flexible	16,280	16,280	16,280	16,280	18,929	18,929
City and County of Honolulu - FHWA Total	17,000	17,000	17,000	17,000	19,729	19,729
FHWA TOTAL	90,307	101,201	82,586	88,856	94,950	89,641
Less Discretionary Funds, etc.	(4,300)	(1,118)	0	0	0	0
FHWA REGULAR FORMULA FUNDS TOTAL	86,007	100,083	82,586	88,856	94,950	89,641

The FHWA program is financially constrained, as demonstrated in the following tables. The amount of FHWA funds estimated to be available for projects on Oahu is determined through a cooperative agreement between OahuMPO, HDOT, DTS, and HART. Information on the revenues estimated to be available for the entire State of Hawaii is available in the HDOT's FFYs 2015-2018 STIP, as revised. Refer to Chapter 7 of the TIP for additional information on FHWA and FTA funding sources.

FHWA Financial Constraint – FFY 2015

FFY 2015	Federal Funds Available for Oahu (x\$1000)	Local Funds (x\$1000)	Total Sources (x\$1000)	Total Funds Programmed (x\$1000)	Funds Balance (x\$1000)
Bridge Off-System	720	180	900	900	0
Highway Safety Improvement Program	4,508	1,127	5,635	5,635	0
Interstate Maintenance Discretionary	4,300	500	4,800	4,800	0
Locally Funded	0	36,452	36,452	36,452	
National Highway System	64,212	31,562	95,774	95,774	0
Recreational Trails Program	287	72	359	359	0
STP Flexible	16,280	13,236	29,516	29,516	0
Total	90,307	83,129	173,436	173,436	0

FHWA Financial Constraint – FFY 2016

FFY 2016	Federal Funds Available for Oahu (x\$1000)	Local Funds (x\$1000)	Total Sources (x\$1000)	Total Funds Programmed (x\$1000)	Funds Balance (x\$1000)
Bridge Off-System	720	180	900	900	0
Earmark High Priority	1,118	280	1,398	1,398	0
Transportation Enhancement	9,284	2,322	11,606	11,606	0
Locally Funded	0	41,105	41,105	41,105	0
National Highway Performance Program	73,512	24,687	98,199	98,199	0
Recreational Trails Program	287	72	359	359	0
STP Flexible	16,280	14,272	30,552	30,552	0
Total	101,201	82,918	184,119	184,119	0

FHWA Financial Constraint – FFY 2017

FFY 2017	Federal Funds Available for Oahu (x\$1000)	Local Funds (x\$1000)	Total Sources (x\$1000)	Total Funds Programmed (x\$1000)	Funds Balance (x\$1000)
Bridge Off-System	720	180	900	900	0
Highway Safety Improvement Program	5,712	1,428	7,140	7,140	0
Locally Funded	0	36,715	36,715	36,715	0
National Highway Performance Program	59,427	41,215	100,642	100,642	0
Recreational Trails Program	287	72	359	359	0
STP Flexible	16,440	30,451	46,891	46,891	0
FHWA Total	82,586	110,061	192,647	192,647	0

FHWA Financial Constraint – FFY 2018

FFY 2018	Federal Funds Available for Oahu (x\$1000)	Local Funds (x\$1000)	Total Sources (x\$1000)	Total Funds Programmed (x\$1000)	Funds Balance (x\$1000)
Bridge Off-System	720	180	900	900	0
Transportation Enhancement	2,400	600	3,000	3,000	0
Highway Safety Improvement Program	200	50	250	250	0
National Highway Performance Program	64,969	-7,308	57,661	57,661	0
Recreational Trails Program	287	72	359	359	0
STP Flexible	20,280	12,468	32,748	32,748	0
Local Only	0	36,915	36,915	36,915	0
FHWA Total	88,856	42,977	131,833	131,833	0

The FTA program is financially constrained, as demonstrated in the following tables.

FTA Financial Constraint (City and County of Honolulu Projects) – FFY 2015

FFY 2015	Estimated Federal Funds Available for Oahu (x\$1000)	Local Funds (x\$1000)	Funds Carryover (x\$1000)	Total Sources (x\$1000)	Total Funds Programmed (x\$1000)	Federal Funds Balance (x\$1000)
§5307 Urbanized Area Formula*	31,383	29,305	0	60,688	60,688	0
§5307 Urbanized Area Formula* (2014)	0	4,556	17,662	22,218	22,218	0
§5309 NS HHCTP	342,464	727,736	0	1,070,200	1,070,200	0
§5310-Urban	311	279	0	590	590	0
§5339 Bus and Bus Facilities	3,562	891	0	4,453	4,453	0
§5339 Bus and Bus Facilities (2013)	0	854	3,417	4,271	4,271	0
§5339 Bus and Bus Facilities (2014)	0	873	3,492	4,365	4,365	0
§5337 SOGR	1,133	277	0	1,410	1,410	0
§5337 SOGR (2013)	0	250	1,047	1,297	1,297	0
§5337 SOGR (2014)	0	265	1,111	1,376	1,376	0
Local Funds Only	0	1,376	0	1,376	1,376	0
FTA Total	378,853	766,662	26,729	1,172,244	1,172,244	0

* Includes §5340 Growing States and High Density States Formula Program apportionment.

FTA Financial Constraint (City and County of Honolulu Projects) – FFY 2016

FFY 2016	Estimated Federal Funds Available for Oahu (x\$1000)	Local Funds (x\$1000)	Funds Carryover (x\$1000)	Total Sources (x\$1000)	Total Funds Programmed (x\$1000)	Federal Funds Balance (x\$1000)
§5307 Urbanized Area Formula*	1,012	69,859	0	70,871	70,871	0
§5309 NS HHCTP	340,306	723,151	0	1,063,457	1,063,457	0
§5310-Urban	321	272	0	593	593	0
§5339 Bus and Bus Facilities	3,633	1,392	0	5,025	5,025	0
§5337 SOGR	1,155	289	0	1,444	1,444	0
Local Funds Only	0	4,229	0	4,229	4,229	0
FTA Total	346,427	799,192	0	1,145,619	1,145,619	0

* Includes §5340 Growing States and High Density States Formula Program apportionment.

FTA Financial Constraint (City and County of Honolulu Projects) – FFY 2017

FFY 2017	Estimated Federal Funds Available for Oahu (x\$1000)	Local Funds (x\$1000)	Funds Carryover (x\$1000)	Total Sources (x\$1000)	Total Funds Programmed (x\$1000)	Federal Funds Balance (x\$1000)
§5307 Urbanized Area Formula*	3,114	69,223	0	72,337	72,337	0
§5309 NS HHCTP	241,902	514,042	0	755,944	755,944	0
§5310-Urban	331	281	0	612	612	0
§5339 Bus and Bus Facilities	2,352	928	0	3,280	3,280	0
§5337 SOGR	1,178	295	0	1,473	1,473	0
Local Funds Only	0	7,827	0	7,827	7,827	0
FTA Total	248,877	592,596	0	841,473	841,473	0

* Includes §5340 Growing States and High Density States Formula Program apportionment.

FTA Financial Constraint (City and County of Honolulu Projects) – FFY 2018

FFY 2018	Estimated Federal Funds Available for Oahu (x\$1000)	Local Funds (x\$1000)	Funds Carryover (x\$1000)	Total Sources (x\$1000)	Total Funds Programmed (x\$1000)	Federal Funds Balance (x\$1000)
§5307 Urbanized Area Formula*	3,212	70,305	0	73,517	73,517	0
§5309 NS HHCTP	124,297	264,131	0	388,428	388,428	0
§5310-Urban	341	289	0	630	630	0
§5339 Bus and Bus Facilities	2,399	947	0	3,346	3,346	0
§5337 SOGR	1,202	301	0	1,503	1,503	0
Local Funds Only	0	7,864	0	7,864	7,864	0
FTA Total	131,451	343,837	0	475,288	475,288	0

* Includes §5340 Growing States and High Density States Formula Program apportionment.

This report was funded in part through grants from the Federal Highway Administration and Federal Transit Administration, U.S. Department of Transportation. The views and opinions of the agency expressed herein do not necessarily state or reflect those of the U. S. Department of Transportation.