

**FEDERAL FISCAL YEARS 2011 - 2014
TRANSPORTATION IMPROVEMENT PROGRAM**

PROJECTS AS OF REVISION #8

September 2011



Oahu Metropolitan Planning Organization
707 Richards Street, Suite 200
Honolulu, Hawaii 96813-4623
(808) 587-2015
www.OahuMPO.org

ABBREVIATIONS

§	Section	FFY	Federal Fiscal Year (October - September)
§5307	Urbanized Area Formula Program (funding category)	FHWA	Federal Highway Administration
§5309 BC	Bus and Bus-Related Facilities (funding category)	FHWA X-fer	FHWA transfer of funds from FTA
§5309 FGM	Fixed Guideway Modernization (funding category)	FTA	Federal Transit Administration
§5309 NS	New Starts (funding category)	HDOT	Hawaii Department of Transportation
§5316	Job Access Reverse Commute Program (JARC) (funding category)	HP	High Priority Projects Program (funding category)
§5317	New Freedom Program (funding category)	HR	House Report
§5340	Growing States and High Density States Formula Program (funding category)	HSIP	Highway Safety Improvement Program (funding category)
3-C	Continuing, Cooperative, Comprehensive	IM	Interstate Maintenance (funding category)
ADA	Americans with Disabilities Act	INSP	Inspection Phase
ADVCON	Advance Construction Reimbursement	JARC	Job Access and Reverse Commute Program (funding category)
Bridge Off	Bridge Off-System (funding category)	Local Only	Funded with State or City funds (funding category)
Bridge On/Off	Bridge On/Off-System (funding category)	NF	New Freedom Program (funding category)
CAC	OahuMPO Citizen Advisory Committee	NHS	National Highway System (funding category)
CMAQ	Congestion Mitigation and Air Quality Improvement Program (funding category)	NTD	National Transit Database
CON	Construction Phase	OahuMPO	Oahu Metropolitan Planning Organization
DES	Design Phase	OPR	Operations Phase
Discret	Discretionary Funds (funding category)	ORTP	Oahu Regional Transportation Plan
DTS	City and County of Honolulu Department of Transportation Services	PLN	Planning Phase
Enhance	Transportation Enhancement Program (funding category)	PREROW	Pre-Right-of-Way Phase
EQP	Equipment Phase	PROF SVCS	Professional Services
		Rec Trails Prog	Recreational Trails Program (funding category)
		REL	Relocation Phase

ROW	Right-of-Way Phase
RY	Report Year
SAFETEA-LU	Safe, Accountable, Flexible, Efficient Transportation Equity Act – A Legacy for Users
SmUrb	Small Urban
STIC	Small Transit Intensive Cities
STIP	Statewide Transportation Improvement Program
STP Flex	Surface Transportation Program Flexible funds (funding category)
TIGER	Transportation Investment Generating Economic Recovery Grant
TIGGER	Transit Investments for Greenhouse Gas and Energy Reduction Grant
TIP	Transportation Improvement Program
USC	United States Code
UZA	Urbanized Areas

**FFYs 2011 - 2014 TRANSPORTATION IMPROVEMENT PROGRAM
PROJECT LISTING AS OF REVISION #8**

PROJECT NUMBER	PROJECT NAME <i>(Sorted by Project Name)</i>	TOTAL AMOUNT PROGRAMMED						ESTIMATED TOTAL PROJECT COST* (x \$1000)
		FFY 2011 (x \$1000)	FFY 2012 (x \$1000)	FFY 2013 (x \$1000)	FFY 2014 (x \$1000)	<u>(For information only)</u> FFY 2015 (x \$1000) FFY 2016 (x \$1000)		
FHWA - Funded Projects								
<u>State of Hawaii - Sponsored Projects</u>								
OS87	Bridge and Pavement Improvement Program, Oahu	23,000	0	0	0	0	0	26,000
OS1	Castle Hills Access Road Drainage Improvements, Phase II	4,300	0	0	0	0	0	16,800
OS2	Farrington Highway (Route 93), Bridge Rehabilitation, Ulehawa Stream Bridge	0	510	0	0	0	0	13,400
OS3	Farrington Highway (Route 93), Bridge Replacement, Maipalaoa Bridge	0	0	0	0	0	14,560	16,560
OS82	Farrington Highway (Route 93), Bridge Replacement, Makaha Bridges #3 & #3A	0	0	0	0	20,960	0	23,000
OS4	Farrington Highway (Route 93), Intersection Improvements, Haleakala Avenue (Route 8743)	0	10,000	0	0	0	0	10,600
OS5	Farrington Highway (Route 93), Intersection Improvements, Nanakuli Avenue (Route 8744)	0	10,000	0	0	0	0	10,600
OS6	Farrington Highway (Route 93), Safety Improvements, Vicinity of Leihoku Street to Kili Drive	1,960	0	0	0	0	0	2,390
OS7	Fort Barrette Road (Route 901), Widening, Farrington Highway (Route 9107) to Barber's Point Gate	0	0	0	0	0	23,800	25,300
OS8	Freeway Management System, Interstate H-1, H-2, and Moanalua Freeway (Routes H-201 and 78), Phase 1C	7,000	0	3,500	0	0	0	61,500

* Estimated total project cost may extend beyond the four years of the TIP.

PROJECT NUMBER	PROJECT NAME <i>(Sorted by Project Name)</i>	TOTAL AMOUNT PROGRAMMED						ESTIMATED TOTAL PROJECT COST* (x \$1000)
		FFY 2011 (x \$1000)	FFY 2012 (x \$1000)	FFY 2013 (x \$1000)	FFY 2014 (x \$1000)	<u>(For information only)</u>		
						FFY 2015 (x \$1000)	FFY 2016 (x \$1000)	
FHWA - Funded Projects								
State of Hawaii - Sponsored Projects								
OS9	Freeway Management System, Interstate H-1, H-2, and Moanalua Freeway (Routes H-201 and 78), Phase 2A	0	1,900	0	5,000	5,000	0	61,500
OS10	Freeway Management System, Interstate H-1, H-2, and Moanalua Freeway (Routes H-201 and 78), Phase 2B	0	0	1,900	0	0	10,000	61,500
OS11	Freeway Management System, Interstate H-1, H-2, and Moanalua Freeway (Routes H-201 and 78), Phase 3A	0	0	0	0	2,000	0	61,500
OS12	Freeway Management System, Interstate H-1, H-2, and Moanalua Freeway (Routes H-201 and 78), System Manager	4,000	0	0	0	0	0	61,500
OS13	Freeway Service Patrol	2,000	2,000	2,000	2,000	2,000	2,000	16,000
OS14	Guardrail and Shoulder Improvements, Various Locations	0	0	2,100	0	250	3,250	5,850
OS15	Interstate Route H-1 and Interstate Route H-2, Destination Sign Upgrade/Replacement	0	2,808	0	0	0	2,704	6,200
OS16	Interstate Route H-1, Bridge Rehabilitation, Kapalama Canal	775	0	0	0	0	0	3,000
OS17	Interstate Route H-1, Eastbound Improvements, Vicinity of Ola Lane to Vineyard Boulevard Off-Ramp	0	0	111,800	0	0	0	111,800
OS18	Interstate Route H-1, Eastbound Improvements, Ward Avenue (Route 7511) On-Ramp to University Interchange	0	0	0	920	0	0	17,000

* Estimated total project cost may extend beyond the four years of the TIP.

PROJECT NUMBER	PROJECT NAME <i>(Sorted by Project Name)</i>	TOTAL AMOUNT PROGRAMMED						ESTIMATED TOTAL PROJECT COST* (x \$1000)
		FFY 2011 (x \$1000)	FFY 2012 (x \$1000)	FFY 2013 (x \$1000)	FFY 2014 (x \$1000)	<u>(For information only)</u>		
						FFY 2015 (x \$1000)	FFY 2016 (x \$1000)	
FHWA - Funded Projects								
<u>State of Hawaii - Sponsored Projects</u>								
OS19	Interstate Route H-1, Guardrail and Shoulder Improvements, Kapiolani Interchange to Ainakoa Avenue	0	0	0	0	6,240	0	6,750
OS20	Interstate Route H-1, Guardrail and Shoulder Improvements, Middle Street (Route 7415) to Punchbowl Street (Route 7516)	0	0	0	0	5,410	0	5,700
OS21	Interstate Route H-1, Highway Lighting Improvements, Kaimakani Overpass to Gulick Avenue	0	0	0	6,860	0	0	14,000
OS83	Interstate Route H-1, Installation of Access Control, Makakilo Interchange to Vicinity of H-1/H-2 Interchange	2,500	0	0	0	0	0	2,750
OS22	Interstate Route H-1, Kapolei Interchange Complex	0	0	31,500	0	1,540	0	60,000
OS23	Interstate Route H-1, Lunalilo Street Off-Ramp and On-Ramp	0	0	0	0	5,850	0	6,750
OS24	Interstate Route H-1, Pearl City and Waimalu Viaduct Improvements, Phase 2	0	0	0	0	0	43,250	100,000
OS25	Interstate Route H-1, PM Contraflow, Westbound, Waiawa Interchange Improvements, Phase I	0	0	0	0	16,850	0	167,000
OS27	Interstate Route H-1, Waiawa Interchange, Westbound, Waipahu Off-Ramp Improvements	0	0	0	0	0	3,432	24,000
OS28	Interstate Route H-3, Safety Improvements, Vicinity of Kamehameha Highway Off-Ramp to Kaneohe Marine Corps Base Hawaii	150	0	1,000	0	0	0	1,150

* Estimated total project cost may extend beyond the four years of the TIP.

PROJECT NUMBER	PROJECT NAME <i>(Sorted by Project Name)</i>	TOTAL AMOUNT PROGRAMMED						ESTIMATED TOTAL PROJECT COST*
		FFY 2011 (x \$1000)	FFY 2012 (x \$1000)	FFY 2013 (x \$1000)	FFY 2014 (x \$1000)	<u>(For information only)</u> FFY 2015 (x \$1000) FFY 2016 (x \$1000)		
FHWA - Funded Projects								
<u>State of Hawaii - Sponsored Projects</u>								
OS29	Interstate Route H-3, Seismic Retrofit, Halekou Interchange	0	0	0	0	0	1,080	3,500
OS31	Interstate Route H-3, Seismic Retrofit, Mokapu Boulevard (Route 65) Interchange	0	0	0	0	0	3,120	3,500
OS84	Kalaniana'ole Highway (Route 72) Bicycle Improvements, Waimanalo Beach Park to Makai Pier	0	0	0	2,650	0	0	3,283
OS33	Kalaniana'ole Highway (Route 72), Bridge Replacement, Inoaole Stream Bridge, Waimanalo	0	0	0	0	9,360	0	10,900
OS34	Kalaniana'ole Highway (Route 72), Improvements, Olomana Golf Course to Waimanalo Beach Park, Phase I	0	0	0	13,520	0	0	41,630
OS35	Kalaniana'ole Highway (Route 72), Improvements, Olomana Golf Course to Waimanalo Beach Park, Phase II	0	0	0	900	0	0	41,630
OS40	Kamehameha Highway, Bridge Rehabilitation, Makaua Stream Bridge	0	250	0	0	0	0	5,500
OS41	Kamehameha Highway, Bridge Rehabilitation, Waipilopilo Stream Bridge	200	250	0	0	0	0	4,000
OS37	Kamehameha Highway, Bridge Replacement, Kaipapau Stream Bridge	0	0	0	0	16,225	0	22,000
OS43	Kamehameha Highway, Bridge Replacement, Kaluanui Stream Bridge	0	50	0	600	0	0	11,000
OS45	Kamehameha Highway, Bridge Replacement, Kawela Stream Bridge	0	0	0	0	0	9,735	10,700

* Estimated total project cost may extend beyond the four years of the TIP.

PROJECT NUMBER	PROJECT NAME <i>(Sorted by Project Name)</i>	TOTAL AMOUNT PROGRAMMED						ESTIMATED TOTAL PROJECT COST* (x \$1000)
		FFY 2011 (x \$1000)	FFY 2012 (x \$1000)	FFY 2013 (x \$1000)	FFY 2014 (x \$1000)	<u>(For information only)</u>		
						FFY 2015 (x \$1000)	FFY 2016 (x \$1000)	
FHWA - Funded Projects								
<u>State of Hawaii - Sponsored Projects</u>								
OS39	Kamehameha Highway, Bridge Replacement, Laieloa Stream Bridge	0	182	0	2,800	0	0	3,700
OS48	Kamehameha Highway, Bridge Replacement, South Kahana Stream Bridge	0	100	946	0	0	0	14,000
OS49	Kamehameha Highway, Bridge Replacement, Upper Poamoho Stream Bridge	0	1,040	0	0	0	17,300	24,500
OS51	Kamehameha Highway, Bridge Replacement, Waikane Stream Bridge	0	250	0	0	0	0	4,200
OS56	Kamehameha Highway, Rockfall Protection, Waimea Bay	0	50	450	0	9,500	0	11,100
OS58	Kamehameha Highway, Safety Improvements, Kahana Valley Road to Kaaawa Bridge	0	1,352	0	0	0	0	1,450
OS62	Kamehameha Highway, Safety Improvements, Vicinity of Kahekili Highway to Waikane Valley Road	0	1,637	0	0	0	0	2,000
OS60	Kamehameha Highway, Safety Improvements, Vicinity of Pohuehue Road to Waikane Valley Road	200	0	0	1,000	0	0	1,200
OS63	Kamehameha Highway, Shoreline Protection, Vicinity of Hauula	700	0	0	0	0	0	6,500
OS64	Kamehameha Highway, Shoreline Protection, Vicinity of Kaaawa	700	0	0	0	0	0	11,800
OS65	Kamehameha Highway, Shoreline Protection, Vicinity of Punaluu	0	0	0	6,750	0	0	7,750
OS67	Kamehameha Highway, Wetland Enhancement, Vicinity of Ukoa Pond	0	0	0	0	6,240	0	6,750

* Estimated total project cost may extend beyond the four years of the TIP.

PROJECT NUMBER	PROJECT NAME <i>(Sorted by Project Name)</i>	TOTAL AMOUNT PROGRAMMED						ESTIMATED TOTAL PROJECT COST*
		FFY 2011 (x \$1000)	FFY 2012 (x \$1000)	FFY 2013 (x \$1000)	FFY 2014 (x \$1000)	<u>(For information only)</u> FFY 2015 (x \$1000) FFY 2016 (x \$1000)		
FHWA - Funded Projects								
<u>State of Hawaii - Sponsored Projects</u>								
OS69	Leeward Bikeway, Phase I, Waipio Point Access Road to Hawaiian Railway Society Train Station	0	9,300	0	0	0	0	19,000
OS70	Leeward Bikeway, Phase II, Hawaiian Railway Society Train Station to Lualualei Naval Road	2,500	0	100	0	2,750	0	19,000
OS71	Moanalua Freeway (Route 78) and Interstate Route H-2, Guardrail and Shoulder Improvements	0	0	0	0	6,000	0	6,200
OS72	Moanalua Freeway (Route H-201), Highway Lighting Improvements, Halawa Heights Off-Ramp to the Middle Street Overpass	0	0	0	5,840	0	0	8,500
OS73	Moanalua Freeway (Route H-201), Highway Lighting Improvements, Halawa to the H-3 Freeway Overpass	0	0	0	2,340	0	0	8,500
OS74	Moanalua Freeway (Route H-201), Seismic Retrofit, Puuloa Interchange, Ramp "A"	0	0	0	0	0	3,950	4,800
OS75	Moanalua Freeway (Route H-201), Seismic Retrofit, Puuloa Separation	0	0	0	0	0	6,450	7,300
OS79	Recreational Trails Program	359	359	359	359	359	359	2,154
OS80	Vanpool Program, Oahu	2,900	2,900	2,900	2,900	2,900	2,900	26,100
OS81	Vineyard Boulevard (Route 98), Improvements, Vicinity of Queen's Medical Center	11,030	0	0	0	0	0	12,000
State of Hawaii - FHWA Total		64,274	44,938	158,555	54,439	119,434	147,890	1,366,247

* Estimated total project cost may extend beyond the four years of the TIP.

PROJECT NUMBER	PROJECT NAME <i>(Sorted by Project Name)</i>	TOTAL AMOUNT PROGRAMMED					<i>(For information only)</i>		ESTIMATED TOTAL PROJECT COST* (x \$1000)
		FFY 2011 (x \$1000)	FFY 2012 (x \$1000)	FFY 2013 (x \$1000)	FFY 2014 (x \$1000)	FFY 2015 (x \$1000)	FFY 2016 (x \$1000)		
FHWA - Funded Projects									
<u>City and County of Honolulu - Sponsored Projects</u>									
OC1	Alapai Transit Center Multi-Use Path	210	0	0	0	0	0	810	
OC2	Alapai Transportation Management Center	17,875	5,000	18,000	18,000	22,692	2,049	84,346	
OC3	Bicycle Projects	2,256	1,101	902	1,002	2,002	1,402	8,665	
OC4	Bridge Inspection and Appraisal	900	900	1,000	1,000	1,000	1,000	5,800	
OC5	Computerized Traffic Control System	251	6,903	3,556	381	4,051	4,051	23,961	
OC6	Kapolei Parkway (Route 8920), Kunehi Street to Kamokila Boulevard	16,402	3,937	0	0	0	0	20,339	
OC7	Makakilo Drive (Route 8810) Extension	0	0	0	22,550	0	47,410	85,500	
OC8	Salt Lake Boulevard (Route 7311), Widening, Maluna Street to Ala Liliko'i Street	0	0	0	22,000	22,000	22,000	66,000	
OC9	Seismic Bridge Retrofit	0	600	0	1,500	0	600	2,700	
OC10	Traffic Improvements at Various Locations	300	1,822	2,430	2,430	2,430	2,430	11,842	
OC11	Traffic Signals at Various Locations	352	7,487	4,198	3,478	4,198	4,198	24,506	
OC12	Upgrade Pedestrian Signals at Various Locations	510	150	0	0	0	0	660	
City and County of Honolulu - FHWA Total		39,056	27,900	30,086	72,341	58,373	85,140	335,129	
FHWA TOTAL		103,330	72,838	188,641	126,780	177,807	233,030	1,701,376	

* Estimated total project cost may extend beyond the four years of the TIP.

PROJECT NUMBER	PROJECT NAME <i>(Sorted by Project Name)</i>	TOTAL AMOUNT PROGRAMMED						ESTIMATED TOTAL PROJECT COST* (x \$1000)
		FFY 2011 (x \$1000)	FFY 2012 (x \$1000)	FFY 2013 (x \$1000)	FFY 2014 (x \$1000)	<u>(For information only)</u>		
						FFY 2015 (x \$1000)	FFY 2016 (x \$1000)	
FTA - Funded Projects								
<u>State of Hawaii - Sponsored Projects</u>								
OS85	JARC (Small Urban)	175	0	0	0	0	0	175
OS86	New Freedom (Small Urban)	144	0	0	0	0	0	144
State of Hawaii - FTA Total		319	0	0	0	0	0	319
<u>City and County of Honolulu - Sponsored Projects</u>								
OC13	Agency-Provided Trips	230	550	580	610	640	670	3,280
OC14	Bus and Handi-Van Acquisition Program	23,470	18,287	18,737	19,238	19,737	20,237	119,706
OC15	Honolulu High-Capacity Transit Corridor Project	485,000	721,000	1,117,000	999,000	747,000	446,000	5,163,495
OC16	Local Shuttle Service	0	288	281	294	307	320	1,490
OC17	Middle Street Intermodal Center	300	4,310	29,524	29,538	0	0	63,672
OC18	Mobility Management	596	261	272	286	302	321	2,038
OC19	Preventive Maintenance	41,423	43,080	44,803	46,595	48,459	50,397	274,757
OC24	Special Needs Transportation	146	0	0	0	0	0	146
OC20	Transfer to FHWA for Vanpool	1,870	1,945	2,023	2,103	2,187	2,275	12,403
OC21	Transit Safety and Security Projects	457	0	0	0	0	0	457
OC22	West Oahu Bus and Handi-Van Maintenance Facility	0	2,351	6,201	8,004	21,504	34,502	72,562
OC23	Windward Transit Center	0	302	3,353	204	0	0	3,859
City and County of Honolulu - FTA Total		553,492	792,374	1,222,774	1,105,872	840,136	554,722	5,717,865

* Estimated total project cost may extend beyond the four years of the TIP.

PROJECT NUMBER	PROJECT NAME <i>(Sorted by Project Name)</i>	TOTAL AMOUNT PROGRAMMED						ESTIMATED TOTAL PROJECT COST*
		FFY 2011 (x \$1000)	FFY 2012 (x \$1000)	FFY 2013 (x \$1000)	FFY 2014 (x \$1000)	<u>(For information only)</u> FFY 2015 (x \$1000) FFY 2016 (x \$1000)		
FTA - Funded Projects								
	FTA TOTAL	553,811	792,374	1,222,774	1,105,872	840,136	554,722	5,718,184

* Estimated total project cost may extend beyond the four years of the TIP.



Project Description:

This is an ongoing islandwide program for the system maintenance of highway bridges and pavements. Work may include bridge and/or pavement reconstruction, resurfacing, restoration, rehabilitation, and/or preservation. Locations include:

Fort Weaver Road (Route 76), Popoi Place to Renton Road (MP 0.00 - 3.99) - Cold plane; resurface; reconstruct weakened pavement areas; install signs, pavement marking and striping, milled rumble strips, and loop detectors; and adjust manholes. The scope of the project does not include bicycle or pedestrian elements.

Interstate Route H-1, Salt Lake Viaduct, Eastbound - Replace the concrete deck. The scope of the project does not include bicycle or pedestrian elements.

Kahuapaani Street (Route 7241), Salt Lake Boulevard to Moanalua Freeway (MP 0.00 - 0.80) - Cold plane and pave; replace existing guardrails and end treatments; upgrade bridge railing end post; install pavement markings and reflective markers; upgrade crash attenuators; replace detectable warnings; and upgrade a curb ramp. This project will improve pedestrian and bicycle elements, such as an existing curb ramp.

Mokapu Saddle Road (Route 65), Kapaa Quarry Road to Kalaheo Avenue (MP 3.00 - 4.15) - Resurface, replace damaged curb and gutter; construct drainage structures; adjust utility manholes and pull boxes; upgrade guardrails, install concrete bus pads, curb ramps, sidewalks, underdrains, landscaping, irrigations, loop detectors, and striping and pavement markings. This project will improve pedestrian and bicycle elements, such as curb ramps and sidewalks.

Project Website: None

Neighborhood(s): Various Locations

Estimated Total Project Cost: \$26,000,000
(May include project costs outside of the 4-year TIP and 2 informational years.)

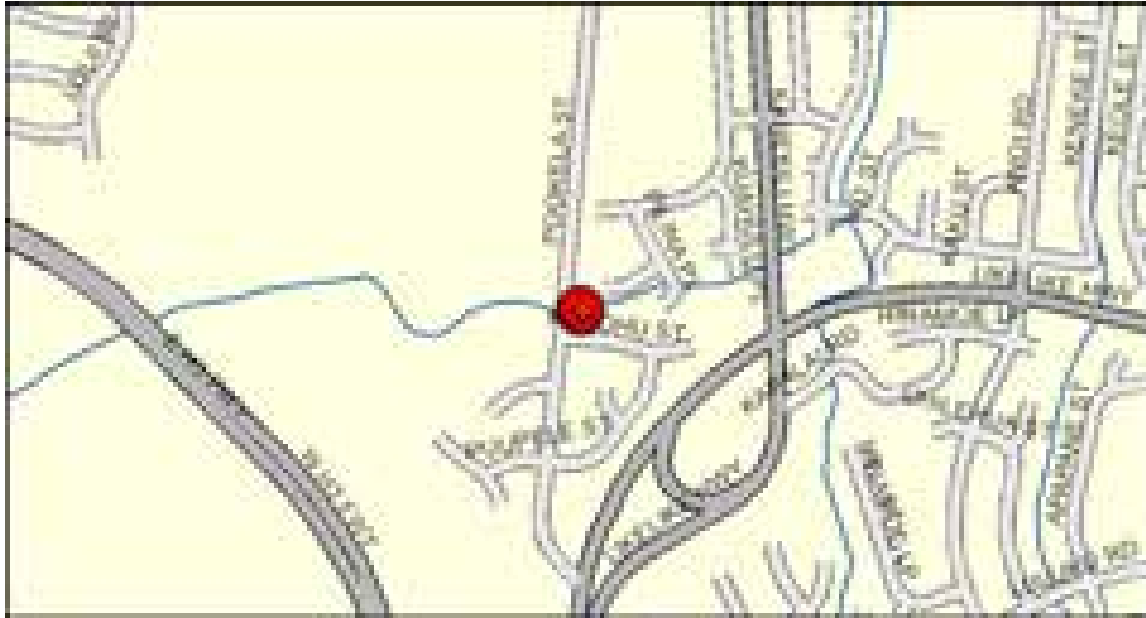
Project Sponsor: State of Hawaii (FHWA Funded)

Agency Responsible for Carrying Out Project/Phase:
Hawaii Department of Transportation

OS87 Bridge and Pavement Improvement Program, Oahu

Phase	FFY 2011			FFY 2012			FFY 2013			FFY 2014			FOR INFORMATION ONLY						Funding Category
	Total	Federal	Local	Total	Federal	Local	Total	Federal	Local	Total	Federal	Local	FFY 2015			FFY 2016			
	(x\$1000)	(x\$1000)	(x\$1000)	(x\$1000)	(x\$1000)	(x\$1000)	(x\$1000)	(x\$1000)	(x\$1000)	(x\$1000)	(x\$1000)	(x\$1000)	Total	Federal	Local	Total	Federal	Local	
<i>Fort Weaver Road (Route 76), Pavement Preservation, Popoi Place to Renton Road</i>																			
CON	5,000	4,000	1,000	0	0	0	0	0	0	0	0	0	0	0	0	0	0	0	STP Flex
<i>Interstate Route H-1, Deck Repair, Salt Lake Viaduct, Eastbound</i>																			
CON	3,500	3,150	350	0	0	0	0	0	0	0	0	0	0	0	0	0	0	0	Bridge On/Off
<i>Kahuapaani Street (Route 7241), Resurfacing, Salt Lake Boulevard to Moanalua Freeway</i>																			
CON	6,000	4,800	1,200	0	0	0	0	0	0	0	0	0	0	0	0	0	0	0	STP Flex
<i>Mokapu Saddle Road (Route 65), Resurfacing, Kapaa Quarry Road to Kalaheo Avenue</i>																			
CON	8,500	6,800	1,700	0	0	0	0	0	0	0	0	0	0	0	0	0	0	0	STP Flex

OS1 Castle Hills Access Road Drainage Improvements, Phase II



Project Description:

Construct a retention basin and/or other drainage improvements in the vicinity of Pookela Street, Kupohu Street, and Pilina Way in Kaneohe.

Project Website: None

Neighborhood(s): Kaneohe

Estimated Total Project Cost: \$16,800,000
(May include project costs outside of the 4-year TIP and 2 informational years.)

Project Sponsor: State of Hawaii (FHWA Funded)

Agency Responsible for Carrying Out Project/Phase:
 Hawaii Department of Transportation

Phase	FFY 2011			FFY 2012			FFY 2013			FFY 2014			FOR INFORMATION ONLY						Funding Category
	Total	Federal	Local	Total	Federal	Local	Total	Federal	Local	Total	Federal	Local	FFY 2015			FFY 2016			
	(x\$1000)	(x\$1000)	(x\$1000)	(x\$1000)	(x\$1000)	(x\$1000)	(x\$1000)	(x\$1000)	(x\$1000)	(x\$1000)	(x\$1000)	(x\$1000)	Total	Federal	Local	Total	Federal	Local	
ROW/CON	4,300	3,200	1,100	0	0	0	0	0	0	0	0	0	0	0	0	0	0	0	STP Flex

OS3 Farrington Highway (Route 93), Bridge Replacement, Maipalaoa Bridge



Project Description:

Replace the existing bridge with a concrete structure that meets current design standards. The new structure will include bridge railings.

This is an illustrative project (i.e., it is not funded in the 4-year TIP).

Project Website: None

Neighborhood(s): Waianae Coast

Estimated Total Project Cost: \$16,560,000
(May include project costs outside of the 4-year TIP and 2 informational years.)

Project Sponsor: State of Hawaii (FHWA Funded)

Agency Responsible for Carrying Out Project/Phase:
Hawaii Department of Transportation

Phase	FFY 2011			FFY 2012			FFY 2013			FFY 2014			FOR INFORMATION ONLY						Funding Category
	Total	Federal	Local	Total	Federal	Local	Total	Federal	Local	Total	Federal	Local	FFY 2015			FFY 2016			
	(x\$1000)	(x\$1000)	(x\$1000)	(x\$1000)	(x\$1000)	(x\$1000)	(x\$1000)	(x\$1000)	(x\$1000)	(x\$1000)	(x\$1000)	(x\$1000)	Total	Federal	Local	Total	Federal	Local	
CON	0	0	0	0	0	0	0	0	0	0	0	0	0	0	0	14,560	11,648	2,912	Bridge On/Off

OS82 Farrington Highway (Route 93), Bridge Replacement, Makaha Bridges #3 & #3A



Project Description:

Replace a timber bridge in the vicinity of Makaha Beach Park. The scope includes widening paved shoulders from 3 feet on the makai side and 1 foot on the mauka side to 10 feet on each side to accommodate bicyclists and pedestrians.

This is an illustrative project (i.e., it is not funded in the 4-year TIP).

Project Website: None

Neighborhood(s): Waimanalo

Estimated Total Project Cost: \$23,000,000
(May include project costs outside of the 4-year TIP and 2 informational years.)

Project Sponsor: State of Hawaii (FHWA Funded)

Agency Responsible for Carrying Out Project/Phase:
 Hawaii Department of Transportation

Phase	FFY 2011						FFY 2012						FFY 2013						FFY 2014						FOR INFORMATION ONLY						Funding Category
	Total		Federal		Local		Total		Federal		Local		Total		Federal		Local		Total		Federal		Local		Total		Federal		Local		
	(x\$1000)	(x\$1000)	(x\$1000)	(x\$1000)	(x\$1000)	(x\$1000)	(x\$1000)	(x\$1000)	(x\$1000)	(x\$1000)	(x\$1000)	(x\$1000)	(x\$1000)	(x\$1000)	(x\$1000)	(x\$1000)	(x\$1000)	(x\$1000)	(x\$1000)	(x\$1000)	(x\$1000)	(x\$1000)	(x\$1000)	(x\$1000)	(x\$1000)	(x\$1000)	(x\$1000)	(x\$1000)	(x\$1000)		
ROW	0	0	0	0	0	0	0	0	0	0	0	0	1,160	928	232	0	0	0	19,800	15,840	3,960	0	0	0	Bridge On/Off						
CON	0	0	0	0	0	0	0	0	0	0	0	0	19,800	15,840	3,960	0	0	0	19,800	15,840	3,960	0	0	0	Bridge On/Off						

OS4 Farrington Highway (Route 93), Intersection Improvements, Haleakala Avenue (Route 8743)



Project Description:

Construct intersection improvements on Farrington Highway, such as a left-turn lane onto Haleakala Avenue, roadway widening, resurfacing, roadway excavation, drainage, traffic signal modifications, and underground utilities.

Project Website: None

Neighborhood(s): Waianae Coast

Estimated Total Project Cost: \$10,600,000
(May include project costs outside of the 4-year TIP and 2 informational years.)

Project Sponsor: State of Hawaii (FHWA Funded)

Agency Responsible for Carrying Out Project/Phase:
Hawaii Department of Transportation

Phase	FFY 2011			FFY 2012			FFY 2013			FFY 2014			FOR INFORMATION ONLY						Funding Category
	Total	Federal	Local	Total	Federal	Local	Total	Federal	Local	Total	Federal	Local	FFY 2015			FFY 2016			
	(x\$1000)	(x\$1000)	(x\$1000)	(x\$1000)	(x\$1000)	(x\$1000)	(x\$1000)	(x\$1000)	(x\$1000)	(x\$1000)	(x\$1000)	(x\$1000)	(x\$1000)	(x\$1000)	(x\$1000)	(x\$1000)	(x\$1000)	(x\$1000)	
CON	0	0	0	1,000	800	200	0	0	0	0	0	0	0	0	0	0	0	0	Earmark HP
CON	0	0	0	9,000	1,000	8,000	0	0	0	0	0	0	0	0	0	0	0	0	HSIP
ADVCON	0	0	0	0	0	0	0	6,200	-6,200	0	0	0	0	0	0	0	0	0	HSIP

OS5 Farrington Highway (Route 93), Intersection Improvements, Nanakuli Avenue (Route 8744)



Project Description:

Construct intersection improvements on Farrington Highway, such as a left-turn lane onto Nanakuli Avenue, roadway widening, resurfacing, roadway excavation, drainage, traffic signals, and landscaping.

Project Website: None

Neighborhood(s): Waianae Coast

Estimated Total Project Cost: \$10,600,000
(May include project costs outside of the 4-year TIP and 2 informational years.)

Project Sponsor: State of Hawaii (FHWA Funded)

Agency Responsible for Carrying Out Project/Phase:
 Hawaii Department of Transportation

Phase	FFY 2011			FFY 2012			FFY 2013			FFY 2014			FOR INFORMATION ONLY						Funding Category	
	Total	Federal	Local	Total	Federal	Local	Total	Federal	Local	Total	Federal	Local	FFY 2015			FFY 2016				
	(x\$1000)	(x\$1000)	(x\$1000)	(x\$1000)	(x\$1000)	(x\$1000)	(x\$1000)	(x\$1000)	(x\$1000)	(x\$1000)	(x\$1000)	(x\$1000)	Total	Federal	Local	Total	Federal	Local		
CON	0	0	0	10,000	8,000	2,000	0	0	0	0	0	0	0	0	0	0	0	0	0	HSIP

OS6 Farrington Highway (Route 93), Safety Improvements, Vicinity of Leihoku Street to Kili Drive



Project Description:

Install milled rumble strips on centerline and shoulders, pavement markings, striping and signage on Farrington Highway from Leihoku Street to Kili Drive.

Project Website: None

Neighborhood(s): Waianae Coast

Estimated Total Project Cost: \$2,390,000
(May include project costs outside of the 4-year TIP and 2 informational years.)

Project Sponsor: State of Hawaii (FHWA Funded)

Agency Responsible for Carrying Out Project/Phase:
 Hawaii Department of Transportation

Phase	FFY 2011						FFY 2012						FFY 2013						FFY 2014						FOR INFORMATION ONLY						Funding Category	
	Total		Federal		Local	Total		Federal		Local	Total		Federal		Local	Total		Federal		Local	Total		Federal		Local	Total		Federal		Local		
	(x\$1000)	(x\$1000)	(x\$1000)	(x\$1000)	(x\$1000)	(x\$1000)	(x\$1000)	(x\$1000)	(x\$1000)	(x\$1000)	(x\$1000)	(x\$1000)	(x\$1000)	(x\$1000)	(x\$1000)	(x\$1000)	(x\$1000)	(x\$1000)	(x\$1000)	(x\$1000)	(x\$1000)	(x\$1000)	(x\$1000)	(x\$1000)	(x\$1000)	(x\$1000)	(x\$1000)	(x\$1000)	(x\$1000)			
CON	1,960	1,764	196	0	0	0	0	0	0	0	0	0	0	0	0	0	0	0	0	0	0	0	0	0	0	0	0	0	0	0	0	HSIP

OS7 Fort Barrette Road (Route 901), Widening, Farrington Highway (Route 9107) to Barber's Point Gate



Project Description:

Widen Fort Barrette Road to four lanes and construct other improvements, including right- and left-turn lanes, sidewalk, bikeway, highway lighting, drainage, traffic signals, landscaping, and other improvements.

This is an illustrative project (i.e., it is not funded in the 4-year TIP).

Project Website: None

Neighborhood(s): Makakilo-Kapolei-Honokai Hale

Estimated Total Project Cost: \$25,300,000
(May include project costs outside of the 4-year TIP and 2 informational years.)

Project Sponsor: State of Hawaii (FHWA Funded)

Agency Responsible for Carrying Out Project/Phase:
 Hawaii Department of Transportation

Phase	FFY 2011			FFY 2012			FFY 2013			FFY 2014			FOR INFORMATION ONLY						Funding Category
	Total	Federal	Local	Total	Federal	Local	Total	Federal	Local	Total	Federal	Local	FFY 2015			FFY 2016			
	(x\$1000)	(x\$1000)	(x\$1000)	(x\$1000)	(x\$1000)	(x\$1000)	(x\$1000)	(x\$1000)	(x\$1000)	(x\$1000)	(x\$1000)	(x\$1000)	Total	Federal	Local	Total	Federal	Local	
CON	0	0	0	0	0	0	0	0	0	0	0	0	0	0	0	23,800	19,040	4,760	STP Flex

OS8 Freeway Management System, Interstate H-1, H-2, and Moanalua Freeway (Routes H-201 and 78), Phase 1C



Project Description:

The project consists of the installation of closed-circuit television (CCTV) cameras, vehicle detectors, cabinets, and communication equipment. Minor interior modifications of the Interstate Route H-3 Control Center will be done to accommodate system improvements. This project will be implemented in phases.

Project Website: None

Neighborhood(s): Various Locations

Estimated Total Project Cost: \$61,500,000
(May include project costs outside of the 4-year TIP and 2 informational years.)

Project Sponsor: State of Hawaii (FHWA Funded)

Agency Responsible for Carrying Out Project/Phase:
Hawaii Department of Transportation

Phase	FFY 2011			FFY 2012			FFY 2013			FFY 2014			FOR INFORMATION ONLY						Funding Category
	Total	Federal	Local	Total	Federal	Local	Total	Federal	Local	Total	Federal	Local	FFY 2015			FFY 2016			
	(x\$1000)	(x\$1000)	(x\$1000)	(x\$1000)	(x\$1000)	(x\$1000)	(x\$1000)	(x\$1000)	(x\$1000)	(x\$1000)	(x\$1000)	(x\$1000)	Total	Federal	Local	Total	Federal	Local	
<i>Part 1</i>																			
CON	7,000	5,600	1,400	0	0	0	0	0	0	0	0	0	0	0	0	0	0	0	NHS
<i>Part 2</i>																			
CON	0	0	0	0	0	0	3,500	2,800	700	0	0	0	0	0	0	0	0	0	NHS

OS9 Freeway Management System, Interstate H-1, H-2, and Moanalua Freeway (Routes H-201 and 78), Phase 2A



Project Description:

The project consists of the installation of closed-circuit television (CCTV) cameras, vehicle detectors, cabinets, and communication equipment. Minor interior modifications of the Interstate Route H-3 Control Center will be done to accommodate system improvements. This project will be implemented in phases.

Project Website: None

Neighborhood(s): Various Locations

Estimated Total Project Cost: \$61,500,000
(May include project costs outside of the 4-year TIP and 2 informational years.)

Project Sponsor: State of Hawaii (FHWA Funded)

Agency Responsible for Carrying Out Project/Phase:
 Hawaii Department of Transportation

Phase	FFY 2011			FFY 2012			FFY 2013			FFY 2014			FOR INFORMATION ONLY						Funding Category
	Total	Federal	Local	Total	Federal	Local	Total	Federal	Local	Total	Federal	Local	FFY 2015			FFY 2016			
	(x\$1000)	(x\$1000)	(x\$1000)	(x\$1000)	(x\$1000)	(x\$1000)	(x\$1000)	(x\$1000)	(x\$1000)	(x\$1000)	(x\$1000)	(x\$1000)	Total	Federal	Local	Total	Federal	Local	
DES Part 1	0	0	0	1,900	1,520	380	0	0	0	0	0	0	0	0	0	0	0	0	IM
CON Part 2	0	0	0	0	0	0	0	0	0	5,000	4,000	1,000	0	0	0	0	0	0	IM
CON	0	0	0	0	0	0	0	0	0	0	0	0	5,000	4,000	1,000	0	0	0	IM

OS10 Freeway Management System, Interstate H-1, H-2, and Moanalua Freeway (Routes H-201 and 78), Phase 2B



Project Description:

The project consists of the installation of closed-circuit television (CCTV) cameras, vehicle detectors, cabinets, and communication equipment. Minor interior modifications of the Interstate Route H-3 Control Center will be done to accommodate system improvements. This project will be implemented in phases.

Project Website: None

Neighborhood(s): Various Locations

Estimated Total Project Cost: \$61,500,000
(May include project costs outside of the 4-year TIP and 2 informational years.)

Project Sponsor: State of Hawaii (FHWA Funded)

Agency Responsible for Carrying Out Project/Phase:
 Hawaii Department of Transportation

Phase	FFY 2011			FFY 2012			FFY 2013			FFY 2014			FOR INFORMATION ONLY						Funding Category
	Total	Federal	Local	Total	Federal	Local	Total	Federal	Local	Total	Federal	Local	FFY 2015			FFY 2016			
	(x\$1000)	(x\$1000)	(x\$1000)	(x\$1000)	(x\$1000)	(x\$1000)	(x\$1000)	(x\$1000)	(x\$1000)	(x\$1000)	(x\$1000)	(x\$1000)	Total	Federal	Local	Total	Federal	Local	
DES	0	0	0	0	0	0	1,900	1,520	380	0	0	0	0	0	0	0	0	0	IM
CON	0	0	0	0	0	0	0	0	0	0	0	0	0	0	0	10,000	8,000	2,000	IM

OS11 Freeway Management System, Interstate H-1, H-2, and Moanalua Freeway (Routes H-201 and 78), Phase 3A



Project Description:

The project consists of the installation of closed-circuit television (CCTV) cameras, vehicle detectors, cabinets, and communication equipment. Minor interior modifications of the Interstate Route H-3 Control Center will be done to accommodate system improvements. This project will be implemented in phases.

Project Website: None

Neighborhood(s): Various Locations

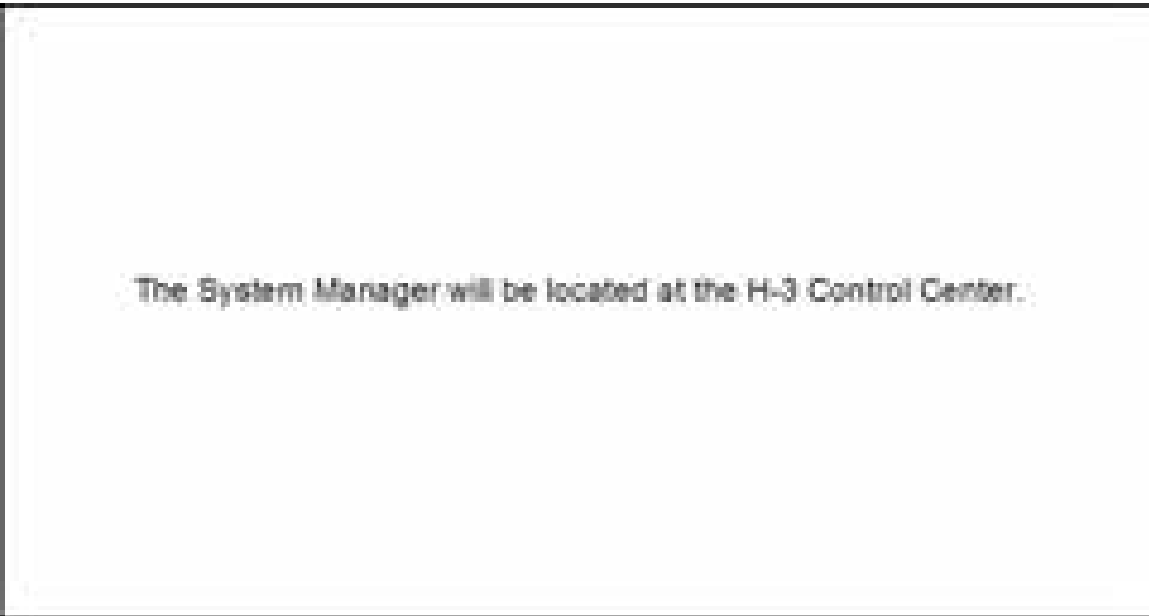
Estimated Total Project Cost: \$61,500,000
(May include project costs outside of the 4-year TIP and 2 informational years.)

Project Sponsor: State of Hawaii (FHWA Funded)

Agency Responsible for Carrying Out Project/Phase:
 Hawaii Department of Transportation

Phase	FFY 2011			FFY 2012			FFY 2013			FFY 2014			FOR INFORMATION ONLY						Funding Category
	Total	Federal	Local	Total	Federal	Local	Total	Federal	Local	Total	Federal	Local	FFY 2015		FFY 2016				
	(x\$1000)	(x\$1000)	(x\$1000)	(x\$1000)	(x\$1000)	(x\$1000)	(x\$1000)	(x\$1000)	(x\$1000)	(x\$1000)	(x\$1000)	(x\$1000)	Total	Federal	Local	Total	Federal	Local	
DES	0	0	0	0	0	0	0	0	0	0	0	0	2,000	1,600	400	0	0	0	IM

OS12 Freeway Management System, Interstate H-1, H-2, and Moanalua Freeway (Routes H-201 and 78), System Manager



The System Manager will be located at the H-3 Control Center.

Project Description:

The Freeway Management System's System Manager will assist the State with managing and guiding the Intelligent Transportation System (ITS) program. This includes software development, equipment procurement assistance, acceptance testing, performance monitoring, and strategic planning.

Project Website: None

Neighborhood(s): Various Locations

Estimated Total Project Cost: \$61,500,000
(May include project costs outside of the 4-year TIP and 2 informational years.)

Project Sponsor: State of Hawaii (FHWA Funded)

Agency Responsible for Carrying Out Project/Phase:
 Hawaii Department of Transportation

Phase	FOR INFORMATION ONLY																		Funding Category	
	FFY 2011			FFY 2012			FFY 2013			FFY 2014			FFY 2015			FFY 2016				
	Total (x\$1000)	Federal (x\$1000)	Local (x\$1000)	Total (x\$1000)	Federal (x\$1000)	Local (x\$1000)	Total (x\$1000)	Federal (x\$1000)	Local (x\$1000)	Total (x\$1000)	Federal (x\$1000)	Local (x\$1000)	Total (x\$1000)	Federal (x\$1000)	Local (x\$1000)	Total (x\$1000)	Federal (x\$1000)	Local (x\$1000)		
DES	4,000	3,200	800	0	0	0	0	0	0	0	0	0	0	0	0	0	0	0	0	NHS

OS13 Freeway Service Patrol



Project Description:

Operate roving service patrols along the Interstate H-1. Services include towing of disabled vehicles, removing debris, providing basic fire extinguisher use, deploying traffic control devices, assisting the Honolulu Police Department, Honolulu Fire Department, and Emergency Medical Services at crash scenes and other incidents, assisting sick or injured motorists with basic first aid, and notifying 911 of incidents.

Project Website: <http://www.fsphawaii.com>

Neighborhood(s): Various Locations

Estimated Total Project Cost: \$16,000,000
(May include project costs outside of the 4-year TIP and 2 informational years.)

Project Sponsor: State of Hawaii (FHWA Funded)

Agency Responsible for Carrying Out Project/Phase:
 Hawaii Department of Transportation

Phase	FFY 2011						FFY 2012						FFY 2013						FFY 2014						FOR INFORMATION ONLY						Funding Category
	Total		Federal		Local		Total		Federal		Local		Total		Federal		Local		Total		Federal		Local		Total		Federal		Local		
	(x\$1000)	(x\$1000)	(x\$1000)	(x\$1000)	(x\$1000)	(x\$1000)	(x\$1000)	(x\$1000)	(x\$1000)	(x\$1000)	(x\$1000)	(x\$1000)	(x\$1000)	(x\$1000)	(x\$1000)	(x\$1000)	(x\$1000)	(x\$1000)	(x\$1000)	(x\$1000)	(x\$1000)	(x\$1000)	(x\$1000)	(x\$1000)	(x\$1000)	(x\$1000)	(x\$1000)	(x\$1000)	(x\$1000)		
CON	2,000	1,800	200	2,000	1,800	200	2,000	1,800	200	2,000	1,800	200	2,000	1,800	200	2,000	1,800	200	2,000	1,800	200	2,000	1,800	200	2,000	1,800	200	NHS			

OS14 Guardrail and Shoulder Improvements, Various Locations



Project Description:

Install and upgrade guardrails to bridge end post connections, bridge railing, guardrail end terminals, crash attenuators, miscellaneous drainage, and other appurtenant improvements.

Project Website: None

Neighborhood(s): Various Locations

Estimated Total Project Cost: \$5,850,000
(May include project costs outside of the 4-year TIP and 2 informational years.)

Project Sponsor: State of Hawaii (FHWA Funded)

Agency Responsible for Carrying Out Project/Phase:
 Hawaii Department of Transportation

Phase	FFY 2011						FFY 2012						FFY 2013						FFY 2014						FOR INFORMATION ONLY						Funding Category
	Total		Federal		Local		Total		Federal		Local		Total		Federal		Local		Total		Federal		Local		Total		Federal		Local		
	(x\$1000)	(x\$1000)	(x\$1000)	(x\$1000)	(x\$1000)	(x\$1000)	(x\$1000)	(x\$1000)	(x\$1000)	(x\$1000)	(x\$1000)	(x\$1000)	(x\$1000)	(x\$1000)	(x\$1000)	(x\$1000)	(x\$1000)	(x\$1000)	(x\$1000)	(x\$1000)	(x\$1000)	(x\$1000)	(x\$1000)	(x\$1000)	(x\$1000)	(x\$1000)	(x\$1000)	(x\$1000)	(x\$1000)		
<i>Phase 1 - Various Locations on Interstate Route H-1</i>																															
CON	0	0	0	0	0	0	2,100	1,890	210	0	0	0	0	0	0	0	0	0	0	0	0	0	0	0	0	0	0	0	0	0	STP Flex
<i>Phase 2</i>																															
DES	0	0	0	0	0	0	0	0	0	0	0	0	0	0	0	0	0	0	250	200	50	0	0	0	0	0	0	0	0	STP Flex	
CON	0	0	0	0	0	0	0	0	0	0	0	0	0	0	0	0	0	0	0	0	0	0	0	3,000	2,400	600	0	0	0	STP Flex	
<i>Phase 3</i>																															
DES	0	0	0	0	0	0	0	0	0	0	0	0	0	0	0	0	0	0	0	0	0	0	0	250	200	50	0	0	0	STP Flex	

OS15 Interstate Route H-1 and Interstate Route H-2, Destination Sign Upgrade/Replacement



Project Description:

Replace and/or upgrade the existing destination signs and sign support structures on Interstate Routes H-1 and H-2.

Project Website: None

Neighborhood(s): Various Locations

Estimated Total Project Cost: \$6,200,000
(May include project costs outside of the 4-year TIP and 2 informational years.)

Project Sponsor: State of Hawaii (FHWA Funded)

Agency Responsible for Carrying Out Project/Phase:
 Hawaii Department of Transportation

Phase	FOR INFORMATION ONLY																		Funding Category
	FFY 2011			FFY 2012			FFY 2013			FFY 2014			FFY 2015			FFY 2016			
	Total (x\$1000)	Federal (x\$1000)	Local (x\$1000)	Total (x\$1000)	Federal (x\$1000)	Local (x\$1000)	Total (x\$1000)	Federal (x\$1000)	Local (x\$1000)	Total (x\$1000)	Federal (x\$1000)	Local (x\$1000)	Total (x\$1000)	Federal (x\$1000)	Local (x\$1000)	Total (x\$1000)	Federal (x\$1000)	Local (x\$1000)	
<i>Phase 1</i>																			
CON	0	0	0	2,808	2,246	562	0	0	0	0	0	0	0	0	0	0	0	0	NHS
<i>Phase 2</i>																			
CON	0	0	0	0	0	0	0	0	0	0	0	0	0	0	0	2,704	2,434	270	NHS

OS16 Interstate Route H-1, Bridge Rehabilitation, Kapalama Canal



Project Description:

Rehabilitate the existing bridge.

Project Website: None

Neighborhood(s): Kalihi-Palama

Estimated Total Project Cost: \$3,000,000
(May include project costs outside of the 4-year TIP and 2 informational years.)

Project Sponsor: State of Hawaii (FHWA Funded)

Agency Responsible for Carrying Out Project/Phase:
 Hawaii Department of Transportation

Phase	FFY 2011			FFY 2012			FFY 2013			FFY 2014			FOR INFORMATION ONLY						Funding Category	
	Total	Federal	Local	Total	Federal	Local	Total	Federal	Local	Total	Federal	Local	FFY 2015			FFY 2016				
	(x\$1000)	(x\$1000)	(x\$1000)	(x\$1000)	(x\$1000)	(x\$1000)	(x\$1000)	(x\$1000)	(x\$1000)	(x\$1000)	(x\$1000)	(x\$1000)	Total	Federal	Local	Total	Federal	Local		
DES	775	620	155	0	0	0	0	0	0	0	0	0	0	0	0	0	0	0	0	Bridge On/Off

OS17 Interstate Route H-1, Eastbound Improvements, Vicinity of Ola Lane to Vineyard Boulevard Off-Ramp



Project Description:

Construct an additional lane on Interstate Route H-1 in the eastbound direction from the vicinity of Middle Street/Ola Lane to the vicinity of the H-1 Vineyard Boulevard off-ramp.

Project Website: None

Neighborhood(s): Kalihi-Palama

Estimated Total Project Cost: \$111,800,000
(May include project costs outside of the 4-year TIP and 2 informational years.)

Project Sponsor: State of Hawaii (FHWA Funded)

Agency Responsible for Carrying Out Project/Phase:
Hawaii Department of Transportation

Phase	FFY 2011			FFY 2012			FFY 2013			FFY 2014			FOR INFORMATION ONLY						Funding Category
	Total	Federal	Local	Total	Federal	Local	Total	Federal	Local	Total	Federal	Local	FFY 2015			FFY 2016			
	(x\$1000)	(x\$1000)	(x\$1000)	(x\$1000)	(x\$1000)	(x\$1000)	(x\$1000)	(x\$1000)	(x\$1000)	(x\$1000)	(x\$1000)	(x\$1000)	(x\$1000)	(x\$1000)	(x\$1000)	(x\$1000)	(x\$1000)	(x\$1000)	
DES/CON	0	0	0	0	0	0	101,000	26,800	74,200	0	0	0	0	0	0	0	0	0	NHS
ROW	0	0	0	0	0	0	10,800	8,640	2,160	0	0	0	0	0	0	0	0	0	NHS
ADVCON	0	0	0	0	0	0	0	0	0	0	39,000	-39,000	0	15,000	-15,000	0	0	0	NHS

OS18 Interstate Route H-1, Eastbound Improvements, Ward Avenue (Route 7511) On-Ramp to University Interchange



Project Description:

Improve the eastbound traffic flow from Ward Avenue to the University Interchange.

Project Website: None

Neighborhood(s): Makiki-Lower Punchbowl-Tantalus, Manoa, McCully-Moiliili

Estimated Total Project Cost: \$17,000,000
(May include project costs outside of the 4-year TIP and 2 informational years.)

Project Sponsor: State of Hawaii (FHWA Funded)

Agency Responsible for Carrying Out Project/Phase:
Hawaii Department of Transportation

Phase	FFY 2011			FFY 2012			FFY 2013			FFY 2014			FOR INFORMATION ONLY						Funding Category
	Total	Federal	Local	Total	Federal	Local	Total	Federal	Local	Total	Federal	Local	FFY 2015		FFY 2016				
	(x\$1000)	(x\$1000)	(x\$1000)	(x\$1000)	(x\$1000)	(x\$1000)	(x\$1000)	(x\$1000)	(x\$1000)	(x\$1000)	(x\$1000)	(x\$1000)	Total	Federal	Local	Total	Federal	Local	
DES	0	0	0	0	0	0	0	0	0	920	828	92	0	0	0	0	0	0	IM

OS19 Interstate Route H-1, Guardrail and Shoulder Improvements, Kapiolani Interchange to Ainakoa Avenue



Project Description:

Install and/or upgrade existing guardrails, crash cushions, and concrete barriers to meet current standards.

This is an illustrative project (i.e., it is not funded in the 4-year TIP).

Project Website: None

Neighborhood(s): Diamond Head-Kapahulu-St. Louis Heights, Kaimuki, McCully-Moiliili, Waialae-Kahala

Estimated Total Project Cost: \$6,750,000
(May include project costs outside of the 4-year TIP and 2 informational years.)

Project Sponsor: State of Hawaii (FHWA Funded)

Agency Responsible for Carrying Out Project/Phase:
Hawaii Department of Transportation

Phase	FFY 2011			FFY 2012			FFY 2013			FFY 2014			FOR INFORMATION ONLY						Funding Category
	Total	Federal	Local	Total	Federal	Local	Total	Federal	Local	Total	Federal	Local	FFY 2015			FFY 2016			
	(x\$1000)	(x\$1000)	(x\$1000)	(x\$1000)	(x\$1000)	(x\$1000)	(x\$1000)	(x\$1000)	(x\$1000)	(x\$1000)	(x\$1000)	(x\$1000)	Total	Federal	Local	Total	Federal	Local	
CON	0	0	0	0	0	0	0	0	0	0	0	0	6,240	4,992	1,248	0	0	0	IM

OS20 Interstate Route H-1, Guardrail and Shoulder Improvements, Middle Street (Route 7415) to Punchbowl Street (Route 7516)



Project Description:

Install and/or upgrade existing guardrails, crash cushions, and concrete barriers to meet current standards.

This is an illustrative project (i.e., it is not funded in the 4-year TIP).

Project Website: None

Neighborhood(s): Kalihi-Palama, Downtown, Nuuanu-Punchbowl

Estimated Total Project Cost: \$5,700,000
(May include project costs outside of the 4-year TIP and 2 informational years.)

Project Sponsor: State of Hawaii (FHWA Funded)

Agency Responsible for Carrying Out Project/Phase:
Hawaii Department of Transportation

Phase	FFY 2011			FFY 2012			FFY 2013			FFY 2014			FOR INFORMATION ONLY						Funding Category
	Total	Federal	Local	Total	Federal	Local	Total	Federal	Local	Total	Federal	Local	FFY 2015			FFY 2016			
	(x\$1000)	(x\$1000)	(x\$1000)	(x\$1000)	(x\$1000)	(x\$1000)	(x\$1000)	(x\$1000)	(x\$1000)	(x\$1000)	(x\$1000)	(x\$1000)	Total	Federal	Local	Total	Federal	Local	
CON	0	0	0	0	0	0	0	0	0	0	0	0	5,410	4,328	1,082	0	0	0	IM

OS21 Interstate Route H-1, Highway Lighting Improvements, Kaimakani Overpass to Gulick Avenue



Project Description:

Upgrade/replace existing freeway lighting.

Project Website: None

Neighborhood(s): Aiea, Airport, Kalihi-Palama, Aliamanu-Salt Lake-Foster Village

Estimated Total Project Cost: \$14,000,000
(May include project costs outside of the 4-year TIP and 2 informational years.)

Project Sponsor: State of Hawaii (FHWA Funded)

Agency Responsible for Carrying Out Project/Phase:
Hawaii Department of Transportation

Phase	FOR INFORMATION ONLY																		Funding Category
	FFY 2011			FFY 2012			FFY 2013			FFY 2014			FFY 2015			FFY 2016			
	Total (x\$1000)	Federal (x\$1000)	Local (x\$1000)	Total (x\$1000)	Federal (x\$1000)	Local (x\$1000)	Total (x\$1000)	Federal (x\$1000)	Local (x\$1000)	Total (x\$1000)	Federal (x\$1000)	Local (x\$1000)	Total (x\$1000)	Federal (x\$1000)	Local (x\$1000)	Total (x\$1000)	Federal (x\$1000)	Local (x\$1000)	
Phase 1																			
CON	0	0	0	0	0	0	0	0	0	6,860	5,488	1,372	0	0	0	0	0	0	IM

OS83 Interstate Route H-1, Installation of Access Control, Makakilo Interchange to Vicinity of H-1/H-2 Interchange



Project Description:

Replace and/or install upgraded access control chain link fence along Interstate Route H-1. This includes replacing existing barbed wire, that was installed to keep livestock out of the freeway. With the change in land use and diversified development in the area, fencing will be upgraded to meet current land use conditions. The scope of the project does not include bicycle or pedestrian elements.

Project Website: None

Neighborhood(s): Makakilo-Kapolei-Honokai Hale

Estimated Total Project Cost: \$2,750,000
(May include project costs outside of the 4-year TIP and 2 informational years.)

Project Sponsor: State of Hawaii (FHWA Funded)

Agency Responsible for Carrying Out Project/Phase:
 Hawaii Department of Transportation

Phase	FFY 2011						FFY 2012						FFY 2013						FFY 2014						FOR INFORMATION ONLY						Funding Category
	Total		Federal		Local		Total		Federal		Local		Total		Federal		Local		Total		Federal		Local		Total		Federal		Local		
	(x\$1000)	(x\$1000)	(x\$1000)	(x\$1000)	(x\$1000)	(x\$1000)	(x\$1000)	(x\$1000)	(x\$1000)	(x\$1000)	(x\$1000)	(x\$1000)	(x\$1000)	(x\$1000)	(x\$1000)	(x\$1000)	(x\$1000)	(x\$1000)	(x\$1000)	(x\$1000)	(x\$1000)	(x\$1000)	(x\$1000)	(x\$1000)	(x\$1000)	(x\$1000)	(x\$1000)	(x\$1000)	(x\$1000)		
CON	2,500	2,250	250	0	0	0	0	0	0	0	0	0	0	0	0	0	0	0	0	0	0	0	0	0	0	0	0	0	0	0	STP Flex

OS22 Interstate Route H-1, Kapolei Interchange Complex



Project Description:

Phase 1 involved adding a westbound ramp from Makakilo Drive to the H-1 west and installing eastbound on- and off-ramps for the new Kapolei Interchange. Phases 2 and 3 will complete the construction of the Wakea Street Separation and its associated ramps. Phases 4 and 5 involve completing the Kapolei Interchange Complex, including completing construction of the Palailai and Makakilo Interchanges.

This project was called "Interstate H-1, Addition and Modification of Freeway Access, Makakilo Interchange to Palailai Interchange (Kapolei Interchange Complex)" in previous TIP documents.

Project Website: None

Neighborhood(s): Makakilo-Kapolei-Honokai Hale

Estimated Total Project Cost: \$60,000,000
(May include project costs outside of the 4-year TIP and 2 informational years.)

Project Sponsor: State of Hawaii (FHWA Funded)

Agency Responsible for Carrying Out Project/Phase:
Hawaii Department of Transportation

Phase	FOR INFORMATION ONLY																		Funding Category
	FFY 2011			FFY 2012			FFY 2013			FFY 2014			FFY 2015			FFY 2016			
	Total (x\$1000)	Federal (x\$1000)	Local (x\$1000)	Total (x\$1000)	Federal (x\$1000)	Local (x\$1000)	Total (x\$1000)	Federal (x\$1000)	Local (x\$1000)	Total (x\$1000)	Federal (x\$1000)	Local (x\$1000)	Total (x\$1000)	Federal (x\$1000)	Local (x\$1000)	Total (x\$1000)	Federal (x\$1000)	Local (x\$1000)	
Phase 2																			
CON	0	0	0	0	0	0	1,000	900	100	0	0	0	0	0	0	0	0	0	IM Discret
CON	0	0	0	0	0	0	5,700	5,130	570	0	0	0	0	0	0	0	0	0	NHS
Phase 3																			
CON	0	0	0	0	0	0	3,800	3,400	400	0	0	0	0	0	0	0	0	0	IM Discret
CON	0	0	0	0	0	0	21,000	18,900	2,100	0	0	0	0	0	0	0	0	0	NHS
Phase 4																			
DES	0	0	0	0	0	0	0	0	0	0	0	0	560	448	112	0	0	0	NHS
ROW	0	0	0	0	0	0	0	0	0	0	0	0	224	179	45	0	0	0	NHS
Phase 5																			

OS22 Interstate Route H-1, Kapolei Interchange Complex

DES	0	0	0	0	0	0	0	0	0	0	0	540	432	108	0	0	0	NHS
ROW	0	0	0	0	0	0	0	0	0	0	0	216	172	44	0	0	0	NHS

OS23 Interstate Route H-1, Lunalilo Street Off-Ramp and On-Ramp



Project Description:

Improve operation and capacity on the westbound H-1 Freeway by modifying the weaving movements between the Lunalilo Street on-ramp and the Vineyard Boulevard off-ramp. Restripe the freeway lanes from the Punahou Street on-ramp to the Pali Highway off-ramp in the westbound direction.

This is an illustrative project (i.e., it is not funded in the 4-year TIP).

Project Website: None

Neighborhood(s): Makiki-Lower Punchbowl-Tantalus

Estimated Total Project Cost: \$6,750,000
(May include project costs outside of the 4-year TIP and 2 informational years.)

Project Sponsor: State of Hawaii (FHWA Funded)

Agency Responsible for Carrying Out Project/Phase:
 Hawaii Department of Transportation

Phase	FOR INFORMATION ONLY																		Funding Category
	FFY 2011			FFY 2012			FFY 2013			FFY 2014			FFY 2015			FFY 2016			
	Total (x\$1000)	Federal (x\$1000)	Local (x\$1000)	Total (x\$1000)	Federal (x\$1000)	Local (x\$1000)	Total (x\$1000)	Federal (x\$1000)	Local (x\$1000)	Total (x\$1000)	Federal (x\$1000)	Local (x\$1000)	Total (x\$1000)	Federal (x\$1000)	Local (x\$1000)	Total (x\$1000)	Federal (x\$1000)	Local (x\$1000)	
DES/CON	0	0	0	0	0	0	0	0	0	0	0	0	5,850	5,265	585	0	0	0	IM

OS24 Interstate Route H-1, Pearl City and Waimalu Viaduct Improvements, Phase 2



Project Description:

Replace, repair, and/or strengthen the Pearl City and Waimalu Viaduct concrete deck and other structural components, including guardrails. Project will be implemented in 5 phases.

This is an illustrative project (i.e., it is not funded in the 4-year TIP).

Project Website: None

Neighborhood(s): Pearl City, Aiea, Waipahu

Estimated Total Project Cost: \$100,000,000
(May include project costs outside of the 4-year TIP and 2 informational years.)

Project Sponsor: State of Hawaii (FHWA Funded)

Agency Responsible for Carrying Out Project/Phase:
 Hawaii Department of Transportation

Phase	FFY 2011			FFY 2012			FFY 2013			FFY 2014			FOR INFORMATION ONLY						Funding Category
	Total	Federal	Local	Total	Federal	Local	Total	Federal	Local	Total	Federal	Local	FFY 2015		FFY 2016				
	(x\$1000)	(x\$1000)	(x\$1000)	(x\$1000)	(x\$1000)	(x\$1000)	(x\$1000)	(x\$1000)	(x\$1000)	(x\$1000)	(x\$1000)	(x\$1000)	Total	Federal	Local	Total	Federal	Local	
CON	0	0	0	0	0	0	0	0	0	0	0	0	0	0	0	43,250	38,925	4,325	IM

OS25 Interstate Route H-1, PM Contraflow, Westbound, Waiawa Interchange Improvements, Phase I



Project Description:

This is the first increment of the PM contraflow project. Add a westbound lane, for a total of four lanes, through the Waiawa Interchange. Phase 1 involves restriping the Interstate H-1 from the Waiawa Interchange to Waikele. The PM Contraflow project will construct a new contraflow lane to increase the westbound capacity in the PM peak condition by one lane from Radford Drive overpass to Waikele.

Project Website: None

Neighborhood(s): Waipahu

Estimated Total Project Cost: \$167,000,000
(May include project costs outside of the 4-year TIP and 2 informational years.)

Project Sponsor: State of Hawaii (FHWA Funded)

Agency Responsible for Carrying Out Project/Phase:
 Hawaii Department of Transportation

Phase	FFY 2011			FFY 2012			FFY 2013			FFY 2014			FOR INFORMATION ONLY						Funding Category
	Total	Federal	Local	Total	Federal	Local	Total	Federal	Local	Total	Federal	Local	FFY 2015		FFY 2016				
	(x\$1000)	(x\$1000)	(x\$1000)	(x\$1000)	(x\$1000)	(x\$1000)	(x\$1000)	(x\$1000)	(x\$1000)	(x\$1000)	(x\$1000)	(x\$1000)	(x\$1000)	(x\$1000)	(x\$1000)	(x\$1000)			
CON	0	0	0	0	0	0	0	0	0	0	0	0	16,850	13,480	3,370	0	0	0	IM

OS27 Interstate Route H-1, Waiawa Interchange, Westbound, Waipahu Off-Ramp Improvements



Project Description:

Widen the westbound Waipahu off-ramp from one to two lanes.

This is an illustrative project (i.e., it is not funded in the 4-year TIP).

Project Website: None

Neighborhood(s): Waipahu

Estimated Total Project Cost: \$24,000,000
(May include project costs outside of the 4-year TIP and 2 informational years.)

Project Sponsor: State of Hawaii (FHWA Funded)

Agency Responsible for Carrying Out Project/Phase:
 Hawaii Department of Transportation

Phase	FFY 2011			FFY 2012			FFY 2013			FFY 2014			FOR INFORMATION ONLY						Funding Category
	Total	Federal	Local	Total	Federal	Local	Total	Federal	Local	Total	Federal	Local	FFY 2015			FFY 2016			
	(x\$1000)	(x\$1000)	(x\$1000)	(x\$1000)	(x\$1000)	(x\$1000)	(x\$1000)	(x\$1000)	(x\$1000)	(x\$1000)	(x\$1000)	(x\$1000)	Total	Federal	Local	Total	Federal	Local	
DES	0	0	0	0	0	0	0	0	0	0	0	0	0	0	0	3,432	2,745	687	NHS

OS28 Interstate Route H-3, Safety Improvements, Vicinity of Kamehameha Highway Off-Ramp to Kaneohe Marine Corps Base Hawaii



Project Description:

Project involves improvements such as the installation of milled rumble strips on shoulders, pavement markings, and signage.

Project Website: None

Neighborhood(s): Kaneohe, Kailua

Estimated Total Project Cost: \$1,150,000
(May include project costs outside of the 4-year TIP and 2 informational years.)

Project Sponsor: State of Hawaii (FHWA Funded)

Agency Responsible for Carrying Out Project/Phase:
 Hawaii Department of Transportation

Phase	FOR INFORMATION ONLY																		Funding Category
	FFY 2011			FFY 2012			FFY 2013			FFY 2014			FFY 2015			FFY 2016			
	Total (x\$1000)	Federal (x\$1000)	Local (x\$1000)	Total (x\$1000)	Federal (x\$1000)	Local (x\$1000)	Total (x\$1000)	Federal (x\$1000)	Local (x\$1000)	Total (x\$1000)	Federal (x\$1000)	Local (x\$1000)	Total (x\$1000)	Federal (x\$1000)	Local (x\$1000)	Total (x\$1000)	Federal (x\$1000)	Local (x\$1000)	
DES	150	135	15	0	0	0	0	0	0	0	0	0	0	0	0	0	0	0	HSIP
CON	0	0	0	0	0	0	1,000	900	100	0	0	0	0	0	0	0	0	0	HSIP

OS29 Interstate Route H-3, Seismic Retrofit, Halekou Interchange



Project Description:

Retrofit the interchange structure to meet current seismic standards.

This is an illustrative project (i.e., it is not funded in the 4-year TIP).

Project Website: None

Neighborhood(s): Kaneohe

Estimated Total Project Cost: \$3,500,000

(May include project costs outside of the 4-year TIP and 2 informational years.)

Project Sponsor: State of Hawaii (FHWA Funded)

Agency Responsible for Carrying Out Project/Phase:

Hawaii Department of Transportation

Phase	FFY 2011			FFY 2012			FFY 2013			FFY 2014			FOR INFORMATION ONLY						Funding Category
	Total	Federal	Local	Total	Federal	Local	Total	Federal	Local	Total	Federal	Local	FFY 2015			FFY 2016			
	(x\$1000)	(x\$1000)	(x\$1000)	(x\$1000)	(x\$1000)	(x\$1000)	(x\$1000)	(x\$1000)	(x\$1000)	(x\$1000)	(x\$1000)	(x\$1000)	Total	Federal	Local	Total	Federal	Local	
DES	0	0	0	0	0	0	0	0	0	0	0	0	0	0	0	1,080	864	216	Bridge On/Off

OS31 Interstate Route H-3, Seismic Retrofit, Mokapu Boulevard (Route 65) Interchange



Project Description:

Retrofit the interchange structure to meet current seismic standards.

This is an illustrative project (i.e., it is not funded in the 4-year TIP).

Project Website: None

Neighborhood(s): Mokapu, Kailua, Kaneohe

Estimated Total Project Cost: \$3,500,000
(May include project costs outside of the 4-year TIP and 2 informational years.)

Project Sponsor: State of Hawaii (FHWA Funded)

Agency Responsible for Carrying Out Project/Phase:
 Hawaii Department of Transportation

Phase	FFY 2011			FFY 2012			FFY 2013			FFY 2014			FOR INFORMATION ONLY						Funding Category
	Total	Federal	Local	Total	Federal	Local	Total	Federal	Local	Total	Federal	Local	FFY 2015			FFY 2016			
	(x\$1000)	(x\$1000)	(x\$1000)	(x\$1000)	(x\$1000)	(x\$1000)	(x\$1000)	(x\$1000)	(x\$1000)	(x\$1000)	(x\$1000)	(x\$1000)	Total	Federal	Local	Total	Federal	Local	
CON	0	0	0	0	0	0	0	0	0	0	0	0	0	0	0	3,120	2,496	624	Bridge On/Off

OS84 Kalaniana'ole Highway (Route 72) Bicycle Improvements, Waimanalo Beach Park to Makai Pier



Project Description:

Improve bike route on Kalaniana'ole Highway, from Huli Street to Makai Pier. The scope of the project includes providing shared-use shoulders for bicyclists and pedestrians.

Project Website: None

Neighborhood(s): Waimanalo

Estimated Total Project Cost: \$3,283,000
(May include project costs outside of the 4-year TIP and 2 informational years.)

Project Sponsor: State of Hawaii (FHWA Funded)

Agency Responsible for Carrying Out Project/Phase:
 Hawaii Department of Transportation

Phase	FFY 2011			FFY 2012			FFY 2013			FFY 2014			FOR INFORMATION ONLY						Funding Category
	Total	Federal	Local	Total	Federal	Local	Total	Federal	Local	Total	Federal	Local	FFY 2015			FFY 2016			
	(x\$1000)	(x\$1000)	(x\$1000)	(x\$1000)	(x\$1000)	(x\$1000)	(x\$1000)	(x\$1000)	(x\$1000)	(x\$1000)	(x\$1000)	(x\$1000)	Total	Federal	Local	Total	Federal	Local	
CON	0	0	0	0	0	0	0	0	0	250	200	50	0	0	0	0	0	0	Earmark HP
CON	0	0	0	0	0	0	0	0	0	2,400	1,920	480	0	0	0	0	0	0	Enhance

OS33 Kalaniana'ole Highway (Route 72), Bridge Replacement, Inoaole Stream Bridge, Waimanalo



Project Description:

Replace the existing bridge.

This is an illustrative project (i.e., it is not funded in the 4-year TIP).

Project Website: None

Neighborhood(s): Waimanalo

Estimated Total Project Cost: \$10,900,000
(May include project costs outside of the 4-year TIP and 2 informational years.)

Project Sponsor: State of Hawaii (FHWA Funded)

Agency Responsible for Carrying Out Project/Phase:
 Hawaii Department of Transportation

Phase	FFY 2011-2014									FOR INFORMATION ONLY						Funding Category			
	FFY 2011			FFY 2012			FFY 2013			FFY 2014			FFY 2015				FFY 2016		
	Total (x\$1000)	Federal (x\$1000)	Local (x\$1000)	Total (x\$1000)	Federal (x\$1000)	Local (x\$1000)	Total (x\$1000)	Federal (x\$1000)	Local (x\$1000)	Total (x\$1000)	Federal (x\$1000)	Local (x\$1000)	Total (x\$1000)	Federal (x\$1000)	Local (x\$1000)		Total (x\$1000)	Federal (x\$1000)	Local (x\$1000)
CON	0	0	0	0	0	0	0	0	0	0	0	0	9,360	7,488	1,872	0	0	0	STP Flex

OS34 Kalanianaʻole Highway (Route 72), Improvements, Olomana Golf Course to Waimanalo Beach Park, Phase I



Project Description:

Phase I involves constructing traffic operational and safety improvements on Kalanianaʻole Highway from Olomana Golf Course to Poalima Street. Project includes turning lanes, bus pullouts, and lighting improvements.

Project Website: None

Neighborhood(s): Waimanalo, Kailua

Estimated Total Project Cost: \$41,630,000
(May include project costs outside of the 4-year TIP and 2 informational years.)

Project Sponsor: State of Hawaii (FHWA Funded)

Agency Responsible for Carrying Out Project/Phase:
Hawaii Department of Transportation

Phase	FFY 2011			FFY 2012			FFY 2013			FFY 2014			FOR INFORMATION ONLY						Funding Category
	Total	Federal	Local	Total	Federal	Local	Total	Federal	Local	Total	Federal	Local	FFY 2015			FFY 2016			
	(x\$1000)	(x\$1000)	(x\$1000)	(x\$1000)	(x\$1000)	(x\$1000)	(x\$1000)	(x\$1000)	(x\$1000)	(x\$1000)	(x\$1000)	(x\$1000)	Total	Federal	Local	Total	Federal	Local	
CON	0	0	0	0	0	0	0	0	0	13,520	10,816	2,704	0	0	0	0	0	0	NHS

OS35 Kalanianaʻole Highway (Route 72), Improvements, Olomana Golf Course to Waimanalo Beach Park, Phase II



Project Description:

Phase II involves constructing traffic operational and safety improvements on Kalanianaʻole Highway, from Poalima Street to Aloiloi Street. Project includes turning lanes, bus pullouts, and lighting improvements.

Project Website: None

Neighborhood(s): Waimanalo

Estimated Total Project Cost: \$41,630,000
(May include project costs outside of the 4-year TIP and 2 informational years.)

Project Sponsor: State of Hawaii (FHWA Funded)

Agency Responsible for Carrying Out Project/Phase:
Hawaii Department of Transportation

Phase	FFY 2011			FFY 2012			FFY 2013			FFY 2014			FOR INFORMATION ONLY						Funding Category
	Total	Federal	Local	Total	Federal	Local	Total	Federal	Local	Total	Federal	Local	FFY 2015			FFY 2016			
	(x\$1000)	(x\$1000)	(x\$1000)	(x\$1000)	(x\$1000)	(x\$1000)	(x\$1000)	(x\$1000)	(x\$1000)	(x\$1000)	(x\$1000)	(x\$1000)	Total	Federal	Local	Total	Federal	Local	
DES	0	0	0	0	0	0	0	0	0	900	720	180	0	0	0	0	0	0	NHS

OS41 Kamehameha Highway, Bridge Rehabilitation, Waipilopilo Stream Bridge



Project Description:

Rehabilitate the existing concrete T-bridge on Kamehameha Highway (Route 83) in the vicinity of Hauula.

Project Website: None

Neighborhood(s): Koolauloa

Estimated Total Project Cost: \$4,000,000
(May include project costs outside of the 4-year TIP and 2 informational years.)

Project Sponsor: State of Hawaii (FHWA Funded)

Agency Responsible for Carrying Out Project/Phase:
 Hawaii Department of Transportation

Phase	FOR INFORMATION ONLY																		Funding Category		
	FFY 2011			FFY 2012			FFY 2013			FFY 2014			FFY 2015			FFY 2016					
	Total (x\$1000)	Federal (x\$1000)	Local (x\$1000)	Total (x\$1000)	Federal (x\$1000)	Local (x\$1000)	Total (x\$1000)	Federal (x\$1000)	Local (x\$1000)	Total (x\$1000)	Federal (x\$1000)	Local (x\$1000)	Total (x\$1000)	Federal (x\$1000)	Local (x\$1000)	Total (x\$1000)	Federal (x\$1000)	Local (x\$1000)			
PREROW	200	160	40	0	0	0	0	0	0	0	0	0	0	0	0	0	0	0	0	Bridge On/Off	
ROW	0	0	0	250	200	50	0	0	0	0	0	0	0	0	0	0	0	0	0	0	Bridge On/Off

OS37 Kamehameha Highway, Bridge Replacement, Kaipapau Stream Bridge



Project Description:

Replace the existing bridge on Kamehameha Highway (Route 83).

This is an illustrative project (i.e., it is not funded in the 4-year TIP).

Project Website: None

Neighborhood(s): Koolauloa

Estimated Total Project Cost: \$22,000,000
(May include project costs outside of the 4-year TIP and 2 informational years.)

Project Sponsor: State of Hawaii (FHWA Funded)

Agency Responsible for Carrying Out Project/Phase:
 Hawaii Department of Transportation

Phase	FFY 2011			FFY 2012			FFY 2013			FFY 2014			FOR INFORMATION ONLY						Funding Category
	Total	Federal	Local	Total	Federal	Local	Total	Federal	Local	Total	Federal	Local	FFY 2015			FFY 2016			
	(x\$1000)	(x\$1000)	(x\$1000)	(x\$1000)	(x\$1000)	(x\$1000)	(x\$1000)	(x\$1000)	(x\$1000)	(x\$1000)	(x\$1000)	(x\$1000)	Total	Federal	Local	Total	Federal	Local	
CON	0	0	0	0	0	0	0	0	0	0	0	0	16,225	12,980	3,245	0	0	0	Bridge On/Off

OS43 Kamehameha Highway, Bridge Replacement, Kaluanui Stream Bridge



Project Description:

Replace the existing bridge on Kamehameha Highway (Route 83).

Project Website: None

Neighborhood(s): Koolauloa

Estimated Total Project Cost: \$11,000,000
(May include project costs outside of the 4-year TIP and 2 informational years.)

Project Sponsor: State of Hawaii (FHWA Funded)

Agency Responsible for Carrying Out Project/Phase:
 Hawaii Department of Transportation

Phase	FFY 2011			FFY 2012			FFY 2013			FFY 2014			FOR INFORMATION ONLY						Funding Category	
	Total	Federal	Local	Total	Federal	Local	Total	Federal	Local	Total	Federal	Local	FFY 2015			FFY 2016				
	(x\$1000)	(x\$1000)	(x\$1000)	(x\$1000)	(x\$1000)	(x\$1000)	(x\$1000)	(x\$1000)	(x\$1000)	(x\$1000)	(x\$1000)	(x\$1000)	Total	Federal	Local	Total	Federal	Local		
PREROW	0	0	0	50	40	10	0	0	0	0	0	0	0	0	0	0	0	0	0	Bridge On/Off
ROW	0	0	0	0	0	0	0	0	0	600	480	120	0	0	0	0	0	0	0	Bridge On/Off

OS45 Kamehameha Highway, Bridge Replacement, Kawela Stream Bridge



Project Description:

Replace the existing bridge on Kamehameha Highway (Route 83).

This is an illustrative project (i.e., it is not funded in the 4-year TIP).

Project Website: None

Neighborhood(s): Koolauloa

Estimated Total Project Cost: \$10,700,000
(May include project costs outside of the 4-year TIP and 2 informational years.)

Project Sponsor: State of Hawaii (FHWA Funded)

Agency Responsible for Carrying Out Project/Phase:
 Hawaii Department of Transportation

Phase	FFY 2011			FFY 2012			FFY 2013			FFY 2014			FOR INFORMATION ONLY						Funding Category
	Total	Federal	Local	Total	Federal	Local	Total	Federal	Local	Total	Federal	Local	FFY 2015			FFY 2016			
	(x\$1000)	(x\$1000)	(x\$1000)	(x\$1000)	(x\$1000)	(x\$1000)	(x\$1000)	(x\$1000)	(x\$1000)	(x\$1000)	(x\$1000)	(x\$1000)	Total	Federal	Local	Total	Federal	Local	
CON	0	0	0	0	0	0	0	0	0	0	0	0	0	0	0	9,735	7,788	1,947	Bridge On/Off

OS39 Kamehameha Highway, Bridge Replacement, Laieloa Stream Bridge



Project Description:

Replace the existing concrete slab bridge on Kamehameha Highway (Route 83) in the vicinity of Laie.

Project Website: None

Neighborhood(s): Koolauloa

Estimated Total Project Cost: \$3,700,000
 (May include project costs outside of the 4-year TIP and 2 informational years.)

Project Sponsor: State of Hawaii (FHWA Funded)

Agency Responsible for Carrying Out Project/Phase:
 Hawaii Department of Transportation

Phase	FOR INFORMATION ONLY																		Funding Category
	FFY 2011			FFY 2012			FFY 2013			FFY 2014			FFY 2015			FFY 2016			
	Total (x\$1000)	Federal (x\$1000)	Local (x\$1000)	Total (x\$1000)	Federal (x\$1000)	Local (x\$1000)	Total (x\$1000)	Federal (x\$1000)	Local (x\$1000)	Total (x\$1000)	Federal (x\$1000)	Local (x\$1000)	Total (x\$1000)	Federal (x\$1000)	Local (x\$1000)	Total (x\$1000)	Federal (x\$1000)	Local (x\$1000)	
ROW	0	0	0	182	146	36	0	0	0	0	0	0	0	0	0	0	0	0	Bridge On/Off
CON	0	0	0	0	0	0	0	0	0	2,800	2,240	560	0	0	0	0	0	0	Bridge On/Off

OS48 Kamehameha Highway, Bridge Replacement, South Kahana Stream Bridge



Project Description:

Replace the existing bridge on Kamehameha Highway (Route 83).

Project Website: None

Neighborhood(s): Koolauloa

Estimated Total Project Cost: \$14,000,000
(May include project costs outside of the 4-year TIP and 2 informational years.)

Project Sponsor: State of Hawaii (FHWA Funded)

Agency Responsible for Carrying Out Project/Phase:
 Hawaii Department of Transportation

Phase	FFY 2011			FFY 2012			FFY 2013			FFY 2014			FOR INFORMATION ONLY						Funding Category	
	Total	Federal	Local	Total	Federal	Local	Total	Federal	Local	Total	Federal	Local	FFY 2015			FFY 2016				
	(x\$1000)	(x\$1000)	(x\$1000)	(x\$1000)	(x\$1000)	(x\$1000)	(x\$1000)	(x\$1000)	(x\$1000)	(x\$1000)	(x\$1000)	(x\$1000)	(x\$1000)	(x\$1000)	(x\$1000)	(x\$1000)	(x\$1000)	(x\$1000)		
PREROW	0	0	0	100	80	20	0	0	0	0	0	0	0	0	0	0	0	0	0	Bridge On/Off
ROW	0	0	0	0	0	0	946	757	189	0	0	0	0	0	0	0	0	0	0	Bridge On/Off

OS49 Kamehameha Highway, Bridge Replacement, Upper Poamoho Stream Bridge



Project Description:

Replace the existing multi-girder reinforced bridge on Kamehameha Highway (Route 99) in the vicinity of Wahiawa.

Project Website: None

Neighborhood(s): Wahiawa, North Shore

Estimated Total Project Cost: \$24,500,000
(May include project costs outside of the 4-year TIP and 2 informational years.)

Project Sponsor: State of Hawaii (FHWA Funded)

Agency Responsible for Carrying Out Project/Phase:
 Hawaii Department of Transportation

Phase	FFY 2011			FFY 2012			FFY 2013			FFY 2014			FOR INFORMATION ONLY						Funding Category
	Total	Federal	Local	Total	Federal	Local	Total	Federal	Local	Total	Federal	Local	FFY 2015			FFY 2016			
	(x\$1000)	(x\$1000)	(x\$1000)	(x\$1000)	(x\$1000)	(x\$1000)	(x\$1000)	(x\$1000)	(x\$1000)	(x\$1000)	(x\$1000)	(x\$1000)	Total	Federal	Local	Total	Federal	Local	
ROW	0	0	0	1,040	800	240	0	0	0	0	0	0	0	0	0	0	0	0	Earmark HP
CON	0	0	0	0	0	0	0	0	0	0	0	0	0	0	0	17,300	13,840	3,460	Bridge On/Off

OS56 Kamehameha Highway, Rockfall Protection, Waimea Bay



Project Description:

Initiate rockfall mitigation measures along Kamehameha Highway (Route 83) at Waimea Bay (milepost 5.4 to milepost 5.52).

Project Website: None

Neighborhood(s): North Shore

Estimated Total Project Cost: \$11,100,000
(May include project costs outside of the 4-year TIP and 2 informational years.)

Project Sponsor: State of Hawaii (FHWA Funded)

Agency Responsible for Carrying Out Project/Phase:
 Hawaii Department of Transportation

Phase	FOR INFORMATION ONLY																		Funding Category
	FFY 2011			FFY 2012			FFY 2013			FFY 2014			FFY 2015			FFY 2016			
	Total (x\$1000)	Federal (x\$1000)	Local (x\$1000)	Total (x\$1000)	Federal (x\$1000)	Local (x\$1000)	Total (x\$1000)	Federal (x\$1000)	Local (x\$1000)	Total (x\$1000)	Federal (x\$1000)	Local (x\$1000)	Total (x\$1000)	Federal (x\$1000)	Local (x\$1000)	Total (x\$1000)	Federal (x\$1000)	Local (x\$1000)	
PREROW	0	0	0	50	40	10	0	0	0	0	0	0	0	0	0	0	0	0	NHS
ROW	0	0	0	0	0	0	450	360	90	0	0	0	0	0	0	0	0	0	NHS
CON	0	0	0	0	0	0	0	0	0	0	0	0	9,500	7,600	1,900	0	0	0	NHS

OS58 Kamehameha Highway, Safety Improvements, Kahana Valley Road to Kaaawa Bridge



Project Description:

Install milled rumble strips on centerline and shoulders, check superelevation along entire segment, and install pavement markings, striping, and signage on Kamehameha Highway (Route 83) from Kahana Valley Road to Kaaawa Bridge.

Project Website: None

Neighborhood(s): Koolauloa

Estimated Total Project Cost: \$1,450,000
(May include project costs outside of the 4-year TIP and 2 informational years.)

Project Sponsor: State of Hawaii (FHWA Funded)

Agency Responsible for Carrying Out Project/Phase:
 Hawaii Department of Transportation

Phase										FOR INFORMATION ONLY									Funding Category	
	FFY 2011			FFY 2012			FFY 2013			FFY 2014			FFY 2015			FFY 2016				
	Total (x\$1000)	Federal (x\$1000)	Local (x\$1000)	Total (x\$1000)	Federal (x\$1000)	Local (x\$1000)	Total (x\$1000)	Federal (x\$1000)	Local (x\$1000)	Total (x\$1000)	Federal (x\$1000)	Local (x\$1000)	Total (x\$1000)	Federal (x\$1000)	Local (x\$1000)	Total (x\$1000)	Federal (x\$1000)	Local (x\$1000)		
CON	0	0	0	1,352	1,217	135	0	0	0	0	0	0	0	0	0	0	0	0	0	HSIP

OS62 Kamehameha Highway, Safety Improvements, Vicinity of Kahekili Highway to Waikane Valley Road



Project Description:

Install milled rumble strips on centerline and shoulders, check superelevation along entire segment, and install pavement markings, striping, and signage on Kamehameha Highway (Route 83) from the vicinity of Kahekili Highway to Waikane Valley Road.

Project Website: None

Neighborhood(s): Kahaluu

Estimated Total Project Cost: \$2,000,000
(May include project costs outside of the 4-year TIP and 2 informational years.)

Project Sponsor: State of Hawaii (FHWA Funded)

Agency Responsible for Carrying Out Project/Phase:
 Hawaii Department of Transportation

Phase	FFY 2011			FFY 2012			FFY 2013			FFY 2014			FOR INFORMATION ONLY						Funding Category
	Total	Federal	Local	Total	Federal	Local	Total	Federal	Local	Total	Federal	Local	FFY 2015			FFY 2016			
	(x\$1000)	(x\$1000)	(x\$1000)	(x\$1000)	(x\$1000)	(x\$1000)	(x\$1000)	(x\$1000)	(x\$1000)	(x\$1000)	(x\$1000)	(x\$1000)	Total	Federal	Local	Total	Federal	Local	
CON	0	0	0	1,637	1,474	163	0	0	0	0	0	0	0	0	0	0	0	0	HSIP

OS60 Kamehameha Highway, Safety Improvements, Vicinity of Pohuehue Road to Waikane Valley Road



Project Description:

Install milled rumble strips on centerline and shoulders, assess superelevation (to determine treatment) along entire segment, widen shoulders, improve drainage, and install guardrail, end treatments, pavement markings, and signage along Kamehameha Highway (Route 83) from the vicinity of Pohuehue Road (milepost 28.9) to Waikane Valley Road (milepost 33.8).

Project Website: None

Neighborhood(s): Koolauloa, Kahaluu

Estimated Total Project Cost: \$1,200,000
(May include project costs outside of the 4-year TIP and 2 informational years.)

Project Sponsor: State of Hawaii (FHWA Funded)

Agency Responsible for Carrying Out Project/Phase:
 Hawaii Department of Transportation

Phase	FFY 2011			FFY 2012			FFY 2013			FFY 2014			FOR INFORMATION ONLY						Funding Category
	Total (x\$1000)	Federal (x\$1000)	Local (x\$1000)	Total (x\$1000)	Federal (x\$1000)	Local (x\$1000)	Total (x\$1000)	Federal (x\$1000)	Local (x\$1000)	Total (x\$1000)	Federal (x\$1000)	Local (x\$1000)	FFY 2015			FFY 2016			
													Total (x\$1000)	Federal (x\$1000)	Local (x\$1000)	Total (x\$1000)	Federal (x\$1000)	Local (x\$1000)	
DES	200	180	20	0	0	0	0	0	0	0	0	0	0	0	0	0	0	0	HSIP
CON	0	0	0	0	0	0	0	0	0	1,000	900	100	0	0	0	0	0	0	HSIP

OS63 Kamehameha Highway, Shoreline Protection, Vicinity of Hauula



Project Description:

Construct shoreline protection measures for areas in Hauula along Kamehameha Highway (Route 83) susceptible to ocean erosion due to high wave action.

Project Website: None

Neighborhood(s): Koolauloa

Estimated Total Project Cost: \$6,500,000
(May include project costs outside of the 4-year TIP and 2 informational years.)

Project Sponsor: State of Hawaii (FHWA Funded)

Agency Responsible for Carrying Out Project/Phase:
 Hawaii Department of Transportation

Phase	FOR INFORMATION ONLY																		Funding Category
	FFY 2011			FFY 2012			FFY 2013			FFY 2014			FFY 2015			FFY 2016			
	Total (x\$1000)	Federal (x\$1000)	Local (x\$1000)	Total (x\$1000)	Federal (x\$1000)	Local (x\$1000)	Total (x\$1000)	Federal (x\$1000)	Local (x\$1000)	Total (x\$1000)	Federal (x\$1000)	Local (x\$1000)	Total (x\$1000)	Federal (x\$1000)	Local (x\$1000)	Total (x\$1000)	Federal (x\$1000)	Local (x\$1000)	
DES	700	560	140	0	0	0	0	0	0	0	0	0	0	0	0	0	0	0	NHS

OS64 Kamehameha Highway, Shoreline Protection, Vicinity of Kaaawa



Project Description:

Construct shoreline protection measures for areas in Kaaawa along Kamehameha Highway (Route 83) susceptible to ocean erosion due to high wave action.

Project Website: None

Neighborhood(s): Koolauloa

Estimated Total Project Cost: \$11,800,000
(May include project costs outside of the 4-year TIP and 2 informational years.)

Project Sponsor: State of Hawaii (FHWA Funded)

Agency Responsible for Carrying Out Project/Phase:
 Hawaii Department of Transportation

Phase	FFY 2011			FFY 2012			FFY 2013			FFY 2014			FOR INFORMATION ONLY						Funding Category
	Total	Federal	Local	Total	Federal	Local	Total	Federal	Local	Total	Federal	Local	FFY 2015		FFY 2016				
	(x\$1000)	(x\$1000)	(x\$1000)	(x\$1000)	(x\$1000)	(x\$1000)	(x\$1000)	(x\$1000)	(x\$1000)	(x\$1000)	(x\$1000)	(x\$1000)	Total	Federal	Local	Total	Federal	Local	
DES	700	560	140	0	0	0	0	0	0	0	0	0	0	0	0	0	0	0	NHS

OS65 Kamehameha Highway, Shoreline Protection, Vicinity of Punaluu



Project Description:

Construct shoreline protection measures for areas in Punaluu along Kamehameha Highway (Route 83) susceptible to ocean erosion due to high wave action.

Project Website: None

Neighborhood(s): Koolauloa

Estimated Total Project Cost: \$7,750,000
(May include project costs outside of the 4-year TIP and 2 informational years.)

Project Sponsor: State of Hawaii (FHWA Funded)

Agency Responsible for Carrying Out Project/Phase:
 Hawaii Department of Transportation

Phase	FFY 2011			FFY 2012			FFY 2013			FFY 2014			FOR INFORMATION ONLY						Funding Category
	Total	Federal	Local	Total	Federal	Local	Total	Federal	Local	Total	Federal	Local	FFY 2015			FFY 2016			
	(x\$1000)	(x\$1000)	(x\$1000)	(x\$1000)	(x\$1000)	(x\$1000)	(x\$1000)	(x\$1000)	(x\$1000)	(x\$1000)	(x\$1000)	(x\$1000)	Total	Federal	Local	Total	Federal	Local	
CON	0	0	0	0	0	0	0	0	0	6,750	5,400	1,350	0	0	0	0	0	0	NHS

OS67 Kamehameha Highway, Wetland Enhancement, Vicinity of Ukoa Pond



Project Description:

Enhance wetlands along Kamehameha Highway (Route 83) near Ukoa Pond as a mitigation for previous impacts and wetland banking for future use. This is a wetland mitigation project on the North Shore that is related to the construction of the Haleiwa Bypass Road.

This is an illustrative project (i.e., it is not funded in the 4-year TIP).

Project Website: None

Neighborhood(s): North Shore

Estimated Total Project Cost: \$6,750,000
(May include project costs outside of the 4-year TIP and 2 informational years.)

Project Sponsor: State of Hawaii (FHWA Funded)

Agency Responsible for Carrying Out Project/Phase:
 Hawaii Department of Transportation

Phase	FFY 2011			FFY 2012			FFY 2013			FFY 2014			FOR INFORMATION ONLY						Funding Category
	Total	Federal	Local	Total	Federal	Local	Total	Federal	Local	Total	Federal	Local	FFY 2015			FFY 2016			
	(x\$1000)	(x\$1000)	(x\$1000)	(x\$1000)	(x\$1000)	(x\$1000)	(x\$1000)	(x\$1000)	(x\$1000)	(x\$1000)	(x\$1000)	(x\$1000)	Total	Federal	Local	Total	Federal	Local	
CON	0	0	0	0	0	0	0	0	0	0	0	0	6,240	4,992	1,248	0	0	0	NHS

OS69 Leeward Bikeway, Phase I, Waipio Point Access Road to Hawaiian Railway Society Train Station



Project Description:

Improve the bikeway/bike path from the Waipio Point Access Road to the northeast end of the existing West Loch Bikepath and from the southwest end of the existing West Loch Bikepath to the Hawaiian Railway Society Train Station.

Project Website: None

Neighborhood(s): Waipahu, Ewa

Estimated Total Project Cost: \$19,000,000
(May include project costs outside of the 4-year TIP and 2 informational years.)

Project Sponsor: State of Hawaii (FHWA Funded)

Agency Responsible for Carrying Out Project/Phase:
Hawaii Department of Transportation

Phase	FFY 2011			FFY 2012			FFY 2013			FFY 2014			FOR INFORMATION ONLY						Funding Category	
	Total	Federal	Local	Total	Federal	Local	Total	Federal	Local	Total	Federal	Local	FFY 2015			FFY 2016				
	(x\$1000)	(x\$1000)	(x\$1000)	(x\$1000)	(x\$1000)	(x\$1000)	(x\$1000)	(x\$1000)	(x\$1000)	(x\$1000)	(x\$1000)	(x\$1000)	Total	Federal	Local	Total	Federal	Local		
ROW	0	0	0	800	640	160	0	0	0	0	0	0	0	0	0	0	0	0	0	Enhance
CON	0	0	0	8,500	6,800	1,700	0	0	0	0	0	0	0	0	0	0	0	0	0	Enhance

OS70 Leeward Bikeway, Phase II, Hawaiian Railway Society Train Station to Lualualei Naval Road



Project Description:

Improve the bikeway/bike path from the Hawaiian Railway Society Train Station to Lualualei Naval Road.

Project Website: None

Neighborhood(s): Ewa, Makakilo-Kapolei-Honokai Hale, Waianae Coast

Estimated Total Project Cost: \$19,000,000
(May include project costs outside of the 4-year TIP and 2 informational years.)

Project Sponsor: State of Hawaii (FHWA Funded)

Agency Responsible for Carrying Out Project/Phase:
Hawaii Department of Transportation

Phase	FFY 2011			FFY 2012			FFY 2013			FFY 2014			FOR INFORMATION ONLY						Funding Category
	Total	Federal	Local	Total	Federal	Local	Total	Federal	Local	Total	Federal	Local	FFY 2015			FFY 2016			
	(x\$1000)	(x\$1000)	(x\$1000)	(x\$1000)	(x\$1000)	(x\$1000)	(x\$1000)	(x\$1000)	(x\$1000)	(x\$1000)	(x\$1000)	(x\$1000)	Total	Federal	Local	Total	Federal	Local	
DES	2,500	2,000	500	0	0	0	0	0	0	0	0	0	0	0	0	0	0	0	Enhance
PREROW	0	0	0	0	0	0	100	80	20	0	0	0	0	0	0	0	0	0	Enhance
ROW	0	0	0	0	0	0	0	0	0	0	0	0	2,750	2,200	550	0	0	0	Enhance

OS71 Moanalua Freeway (Route 78) and Interstate Route H-2, Guardrail and Shoulder Improvements



Project Description:

Install and/or upgrade the existing guardrails. Reconstruct and pave road shoulders.

This is an illustrative project (i.e., it is not funded in the 4-year TIP).

Project Website: None

Neighborhood(s): Various Locations

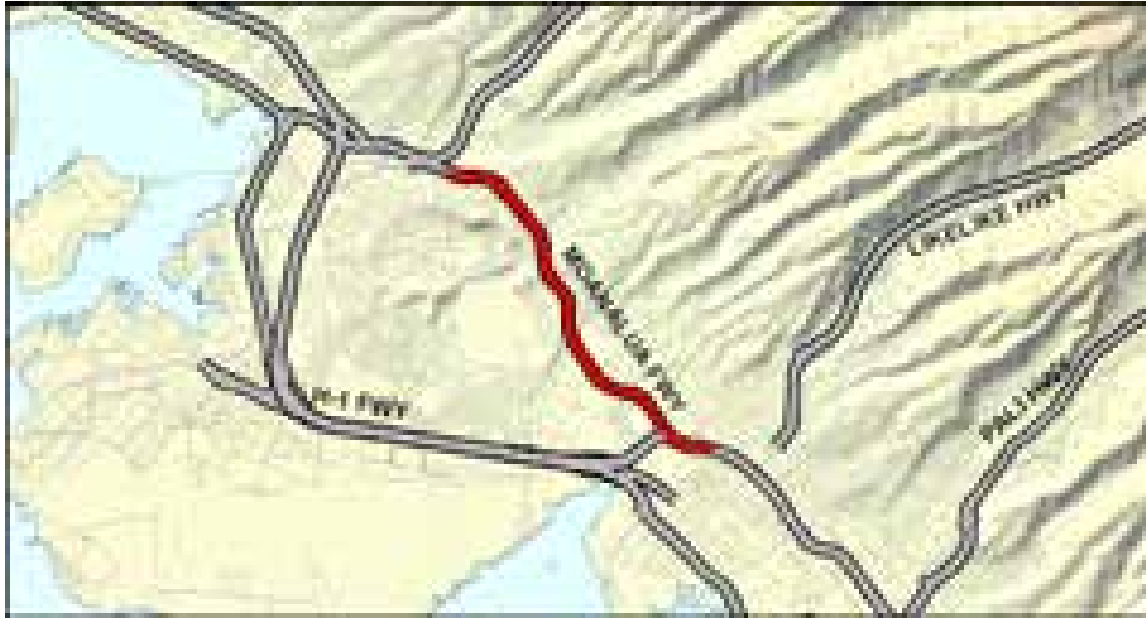
Estimated Total Project Cost: \$6,200,000
(May include project costs outside of the 4-year TIP and 2 informational years.)

Project Sponsor: State of Hawaii (FHWA Funded)

Agency Responsible for Carrying Out Project/Phase:
Hawaii Department of Transportation

Phase	FFY 2011			FFY 2012			FFY 2013			FFY 2014			FOR INFORMATION ONLY						Funding Category
	Total	Federal	Local	Total	Federal	Local	Total	Federal	Local	Total	Federal	Local	FFY 2015			FFY 2016			
	(x\$1000)	(x\$1000)	(x\$1000)	(x\$1000)	(x\$1000)	(x\$1000)	(x\$1000)	(x\$1000)	(x\$1000)	(x\$1000)	(x\$1000)	(x\$1000)	Total	Federal	Local	Total	Federal	Local	
CON	0	0	0	0	0	0	0	0	0	0	0	0	6,000	4,800	1,200	0	0	0	NHS

OS72 Moanalua Freeway (Route H-201), Highway Lighting Improvements, Halawa Heights Off-Ramp to the Middle Street Overpass



Project Description:

Upgrade/replace existing freeway lighting on Moanalua Freeway, from the Halawa Heights westbound off-ramp (milepost 1.12) to the Moanalua/H-1 Freeway merge at Middle Street (milepost 4.09).

Project Website: None

Neighborhood(s): Moanalua, Kalihi-Palama, Aliamanu-Salt Lake-Foster Village, Airport

Estimated Total Project Cost: \$8,500,000
(May include project costs outside of the 4-year TIP and 2 informational years.)

Project Sponsor: State of Hawaii (FHWA Funded)

Agency Responsible for Carrying Out Project/Phase:
 Hawaii Department of Transportation

Phase	FFY 2011			FFY 2012			FFY 2013			FFY 2014			FOR INFORMATION ONLY						Funding Category
	Total	Federal	Local	Total	Federal	Local	Total	Federal	Local	Total	Federal	Local	FFY 2015			FFY 2016			
	(x\$1000)	(x\$1000)	(x\$1000)	(x\$1000)	(x\$1000)	(x\$1000)	(x\$1000)	(x\$1000)	(x\$1000)	(x\$1000)	(x\$1000)	(x\$1000)	Total	Federal	Local	Total	Federal	Local	
CON	0	0	0	0	0	0	0	0	0	5,840	4,672	1,168	0	0	0	0	0	0	NHS

OS73 Moanalua Freeway (Route H-201), Highway Lighting Improvements, Halawa to the H-3 Freeway Overpass



Project Description:

Upgrade/replace existing freeway lighting on Moanalua Freeway from the Ewa end of the Moanalua Freeway (milepost 0) to the Interstate Route H-3 Freeway overpass (milepost 0.73).

Project Website: None

Neighborhood(s): Aiea

Estimated Total Project Cost: \$8,500,000
(May include project costs outside of the 4-year TIP and 2 informational years.)

Project Sponsor: State of Hawaii (FHWA Funded)

Agency Responsible for Carrying Out Project/Phase:
 Hawaii Department of Transportation

Phase	FFY 2011			FFY 2012			FFY 2013			FFY 2014			FOR INFORMATION ONLY						Funding Category
	Total	Federal	Local	Total	Federal	Local	Total	Federal	Local	Total	Federal	Local	FFY 2015		FFY 2016				
	(x\$1000)	(x\$1000)	(x\$1000)	(x\$1000)	(x\$1000)	(x\$1000)	(x\$1000)	(x\$1000)	(x\$1000)	(x\$1000)	(x\$1000)	(x\$1000)	Total	Federal	Local	Total	Federal	Local	
CON	0	0	0	0	0	0	0	0	0	2,340	1,872	468	0	0	0	0	0	0	NHS

OS74 Moanalua Freeway (Route H-201), Seismic Retrofit, Puuloa Interchange, Ramp "A"



Project Description:

Retrofit interchange structure to meet current seismic standards.

Project Website: None

Neighborhood(s): Airport, Moanalua, Aliamanu-Salt Lake-Foster Village

Estimated Total Project Cost: \$4,800,000
(May include project costs outside of the 4-year TIP and 2 informational years.)

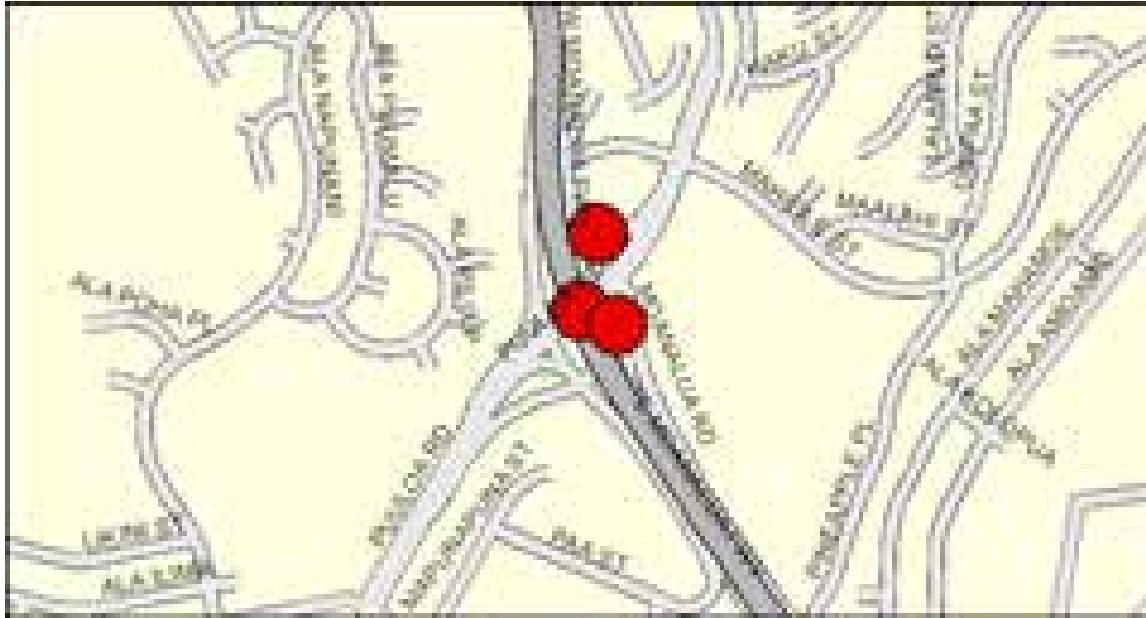
Project Sponsor: State of Hawaii (FHWA Funded)

Agency Responsible for Carrying Out Project/Phase:
Hawaii Department of Transportation

FOR INFORMATION ONLY

Phase	FFY 2011			FFY 2012			FFY 2013			FFY 2014			FFY 2015			FFY 2016			Funding Category
	Total (x\$1000)	Federal (x\$1000)	Local (x\$1000)	Total (x\$1000)	Federal (x\$1000)	Local (x\$1000)	Total (x\$1000)	Federal (x\$1000)	Local (x\$1000)	Total (x\$1000)	Federal (x\$1000)	Local (x\$1000)	Total (x\$1000)	Federal (x\$1000)	Local (x\$1000)	Total (x\$1000)	Federal (x\$1000)	Local (x\$1000)	
CON	0	0	0	0	0	0	0	0	0	0	0	0	0	0	0	3,950	3,160	790	Bridge On/Off

OS75 Moanalua Freeway (Route H-201), Seismic Retrofit, Puuloa Separation



Project Description:

Retrofit interchange structure to meet current seismic standards.

This is an illustrative project (i.e., it is not funded in the 4-year TIP).

Project Website: None

Neighborhood(s): Airport, Moanalua, Aliamanu-Salt Lake-Foster Village

Estimated Total Project Cost: \$7,300,000
(May include project costs outside of the 4-year TIP and 2 informational years.)

Project Sponsor: State of Hawaii (FHWA Funded)

Agency Responsible for Carrying Out Project/Phase:
 Hawaii Department of Transportation

Phase	FOR INFORMATION ONLY																		Funding Category
	FFY 2011			FFY 2012			FFY 2013			FFY 2014			FFY 2015			FFY 2016			
	Total (x\$1000)	Federal (x\$1000)	Local (x\$1000)	Total (x\$1000)	Federal (x\$1000)	Local (x\$1000)	Total (x\$1000)	Federal (x\$1000)	Local (x\$1000)	Total (x\$1000)	Federal (x\$1000)	Local (x\$1000)	Total (x\$1000)	Federal (x\$1000)	Local (x\$1000)	Total (x\$1000)	Federal (x\$1000)	Local (x\$1000)	
CON	0	0	0	0	0	0	0	0	0	0	0	0	0	0	0	6,450	5,160	1,290	Bridge On/Off

OS79 Recreational Trails Program



Project Description:

To develop and maintain recreational trails and trail-related facilities on Oahu for both non-motorized and motorized recreational trail uses.

Project Website: None

Neighborhood(s): Islandwide

Estimated Total Project Cost: \$2,154,000
(May include project costs outside of the 4-year TIP and 2 informational years.)

Project Sponsor: State of Hawaii (FHWA Funded)

Agency Responsible for Carrying Out Project/Phase:
 Department of Land and Natural Resources

Phase	FOR INFORMATION ONLY																		Funding Category
	FFY 2011			FFY 2012			FFY 2013			FFY 2014			FFY 2015			FFY 2016			
	Total (x\$1000)	Federal (x\$1000)	Local (x\$1000)	Total (x\$1000)	Federal (x\$1000)	Local (x\$1000)	Total (x\$1000)	Federal (x\$1000)	Local (x\$1000)	Total (x\$1000)	Federal (x\$1000)	Local (x\$1000)	Total (x\$1000)	Federal (x\$1000)	Local (x\$1000)	Total (x\$1000)	Federal (x\$1000)	Local (x\$1000)	
CON	359	287	72	359	287	72	359	287	72	359	287	72	359	287	72	359	287	72	Rec Trails Prog



Project Description:

Provide qualified users with a State-subsidized van in order to encourage ridesharing and reduce congestion during the peak commuting hours.

Project Website: <http://www.vanpoolhawaii.com>

Neighborhood(s): Islandwide

Estimated Total Project Cost: \$26,100,000
(May include project costs outside of the 4-year TIP and 2 informational years.)

Project Sponsor: State of Hawaii (FHWA Funded)

Agency Responsible for Carrying Out Project/Phase:
 Hawaii Department of Transportation

Phase	FOR INFORMATION ONLY																		Funding Category
	FFY 2011			FFY 2012			FFY 2013			FFY 2014			FFY 2015			FFY 2016			
	Total (x\$1000)	Federal (x\$1000)	Local (x\$1000)	Total (x\$1000)	Federal (x\$1000)	Local (x\$1000)	Total (x\$1000)	Federal (x\$1000)	Local (x\$1000)	Total (x\$1000)	Federal (x\$1000)	Local (x\$1000)	Total (x\$1000)	Federal (x\$1000)	Local (x\$1000)	Total (x\$1000)	Federal (x\$1000)	Local (x\$1000)	
OPR	980	980	0	838	838	0	685	685	0	521	521	0	345	345	0	156	156	0	CMAQ
OPR	1,920	1,920	0	2,062	2,062	0	2,215	2,215	0	2,379	2,379	0	2,555	2,555	0	2,744	2,744	0	FHWA X-fer

OS81 Vineyard Boulevard (Route 98), Improvements, Vicinity of Queen's Medical Center



Project Description:

Install a right-turn lane from Lusitana Street to the Vineyard Boulevard eastbound freeway on-ramp.

Project Website: None

Neighborhood(s): Downtown

Estimated Total Project Cost: \$12,000,000
(May include project costs outside of the 4-year TIP and 2 informational years.)

Project Sponsor: State of Hawaii (FHWA Funded)

Agency Responsible for Carrying Out Project/Phase:
 Hawaii Department of Transportation (Queen's Medical Center)

FOR INFORMATION ONLY

Phase	FFY 2011			FFY 2012			FFY 2013			FFY 2014			FFY 2015			FFY 2016			Funding Category
	Total (x\$1000)	Federal (x\$1000)	Local (x\$1000)	Total (x\$1000)	Federal (x\$1000)	Local (x\$1000)	Total (x\$1000)	Federal (x\$1000)	Local (x\$1000)	Total (x\$1000)	Federal (x\$1000)	Local (x\$1000)	Total (x\$1000)	Federal (x\$1000)	Local (x\$1000)	Total (x\$1000)	Federal (x\$1000)	Local (x\$1000)	
DES	30	0	30	0	0	0	0	0	0	0	0	0	0	0	0	0	0	0	Local Only
CON	11,000	0	11,000	0	0	0	0	0	0	0	0	0	0	0	0	0	0	0	Local Only

OC1 Alapai Transit Center Multi-Use Path



Project Description:

Construct a multi-use path between Alapai Street and Kealamakai Street. This will serve as a connection of the multi-use path from Ewa of Alapai to Hotel Street, and will provide a path for pedestrians and bicyclists.

Project Website: None

Neighborhood(s): Ala Moana-Kakaako

Estimated Total Project Cost: \$810,000
(May include project costs outside of the 4-year TIP and 2 informational years.)

Project Sponsor: City and County of Honolulu (FHWA Funded)

Agency Responsible for Carrying Out Project/Phase:
 City Department of Transportation Services

Phase	FFY 2011			FFY 2012			FFY 2013			FFY 2014			FOR INFORMATION ONLY						Funding Category	
	Total	Federal	Local	Total	Federal	Local	Total	Federal	Local	Total	Federal	Local	FFY 2015			FFY 2016				
	(x\$1000)	(x\$1000)	(x\$1000)	(x\$1000)	(x\$1000)	(x\$1000)	(x\$1000)	(x\$1000)	(x\$1000)	(x\$1000)	(x\$1000)	(x\$1000)	Total	Federal	Local	Total	Federal	Local		
CON	210	0	210	0	0	0	0	0	0	0	0	0	0	0	0	0	0	0	0	STP Flex

OC2 Alapai Transportation Management Center



Project Description:

The transportation management center will be a joint communication center to be built behind the Alapai Transit Center. The joint transportation management center will combine transportation management with City, State, and emergency response agencies. This will enhance agency cooperation and coordination during emergency responses.

Project Website: None

Neighborhood(s): Ala Moana-Kakaako

Estimated Total Project Cost: \$84,346,000
(May include project costs outside of the 4-year TIP and 2 informational years.)

Project Sponsor: City and County of Honolulu (FHWA Funded)

Agency Responsible for Carrying Out Project/Phase:
City Department of Transportation Services

Phase	FFY 2011			FFY 2012			FFY 2013			FFY 2014			FOR INFORMATION ONLY						Funding Category	
	Total (x\$1000)	Federal (x\$1000)	Local (x\$1000)	Total (x\$1000)	Federal (x\$1000)	Local (x\$1000)	Total (x\$1000)	Federal (x\$1000)	Local (x\$1000)	Total (x\$1000)	Federal (x\$1000)	Local (x\$1000)	FFY 2015			FFY 2016				
													Total (x\$1000)	Federal (x\$1000)	Local (x\$1000)	Total (x\$1000)	Federal (x\$1000)	Local (x\$1000)		
<i>Architectural/Engineering Consultant</i>																				
DES	0	0	0	1,000	0	1,000	0	0	0	0	0	0	0	0	0	0	0	0	0	Local Only
DES	4,500	4,400	100	0	0	0	0	0	0	0	0	0	0	0	0	0	0	0	0	STP Flex
<i>Management Center Building</i>																				
CON	0	0	0	0	0	0	17,000	8,320	8,680	17,000	7,156	9,844	17,000	13,600	3,400	0	0	0	0	STP Flex
<i>Parking Structure</i>																				
CON	13,375	0	13,375	4,000	0	4,000	0	0	0	0	0	0	0	0	0	0	0	0	0	Local Only
<i>System Manager</i>																				
DES	0	0	0	0	0	0	1,000	0	1,000	1,000	0	1,000	5,692	0	5,692	2,049	0	2,049	0	Local Only

OC3 Bicycle Projects



Project Description:

This is an ongoing islandwide program for the implementation of the Oahu Bicycle Master Plan improvements, the development of new projects, and the upgrade of existing bicycle facilities. Project locations are indicated below.

Project Website: <http://www.honolulu.gov/dts/bikeway>

Neighborhood(s): Islandwide

Estimated Total Project Cost: \$8,665,000
(May include project costs outside of the 4-year TIP and 2 informational years.)

Project Sponsor: City and County of Honolulu (FHWA Funded)

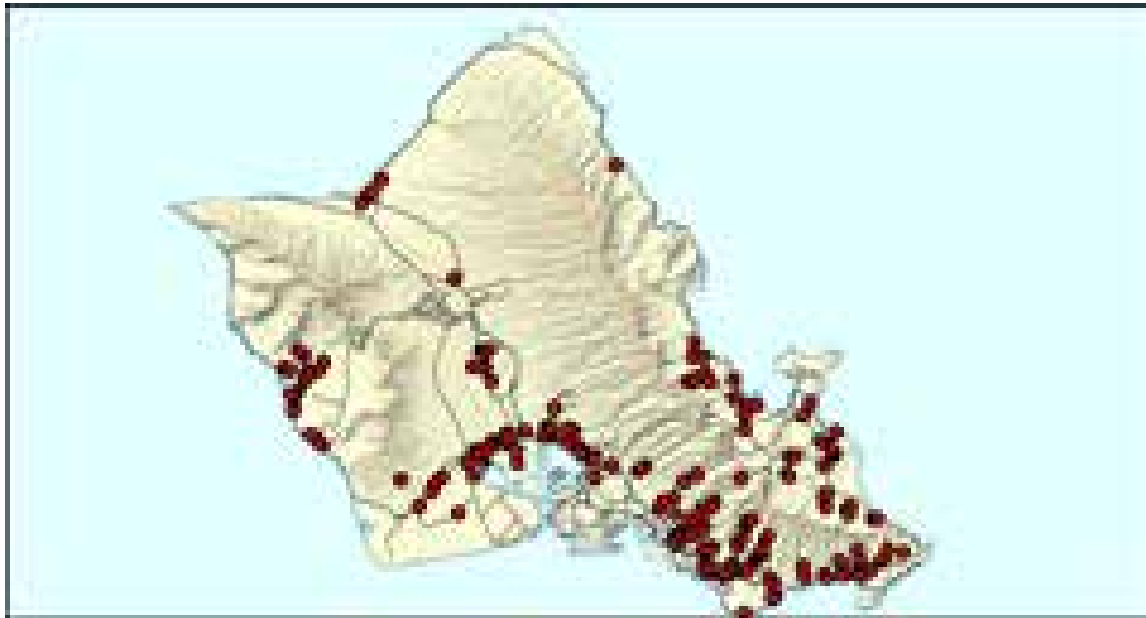
Agency Responsible for Carrying Out Project/Phase:
City Department of Transportation Services

Phase	FOR INFORMATION ONLY																		Funding Category
	FFY 2011			FFY 2012			FFY 2013			FFY 2014			FFY 2015			FFY 2016			
	Total (x\$1000)	Federal (x\$1000)	Local (x\$1000)	Total (x\$1000)	Federal (x\$1000)	Local (x\$1000)	Total (x\$1000)	Federal (x\$1000)	Local (x\$1000)	Total (x\$1000)	Federal (x\$1000)	Local (x\$1000)	Total (x\$1000)	Federal (x\$1000)	Local (x\$1000)	Total (x\$1000)	Federal (x\$1000)	Local (x\$1000)	
a. Kalaheo Avenue																			
PLN	1	0	1	0	0	0	0	0	0	0	0	0	0	0	0	0	0	0	Local Only
ROW	1	0	1	0	0	0	0	0	0	0	0	0	0	0	0	0	0	0	Local Only
CON	2,106	1,556	550	0	0	0	0	0	0	0	0	0	0	0	0	0	0	0	STP Flex
b. Kealaolu Avenue Shoulder Improvements																			
DES	0	0	0	1	0	1	0	0	0	0	0	0	0	0	0	0	0	0	STP Flex
CON	0	0	0	550	440	110	0	0	0	0	0	0	0	0	0	0	0	0	STP Flex
c. Thomas Square/Civic Center Bike Path Improvements																			
CON	0	0	0	550	440	110	0	0	0	0	0	0	0	0	0	0	0	0	STP Flex
d. Pearl City Bike Lane Improvements																			
PLN	0	0	0	0	0	0	1	0	1	0	0	0	0	0	0	0	0	0	Local Only
DES	58	0	58	0	0	0	0	0	0	0	0	0	0	0	0	0	0	0	Local Only
ROW	0	0	0	0	0	0	1	0	1	0	0	0	0	0	0	0	0	0	Local Only
CON	0	0	0	0	0	0	300	240	60	0	0	0	0	0	0	0	0	0	STP Flex
e. Hamakua Drive Bike Improvements																			

OC3 Bicycle Projects

DES	90	0	90	0	0	0	0	0	0	0	0	0	0	0	0	0	0	0	Local Only
ROW	0	0	0	0	0	0	0	0	0	0	0	0	0	0	0	0	0	0	Local Only
CON	0	0	0	0	0	0	400	320	80	0	0	0	0	0	0	0	0	0	STP Flex
<i>f. Mokuola St./Awalau St. Bike Improvements</i>																			
DES	0	0	0	0	0	0	200	160	40	0	0	0	0	0	0	0	0	0	STP Flex
ROW	0	0	0	0	0	0	0	0	0	0	0	0	0	0	0	0	0	0	Local Only
CON	0	0	0	0	0	0	0	0	0	600	480	120	0	0	0	0	0	0	STP Flex
<i>g. 18th Ave/Makapuu Ave/Diamond Head Rd Bike Improvements</i>																			
PLN	0	0	0	0	0	0	0	0	0	1	0	1	0	0	0	0	0	0	Local Only
DES	0	0	0	0	0	0	0	0	0	400	320	80	0	0	0	0	0	0	STP Flex
ROW	0	0	0	0	0	0	0	0	0	1	0	1	0	0	0	0	0	0	Local Only
CON	0	0	0	0	0	0	0	0	0	0	0	0	1,600	1,280	320	0	0	0	STP Flex
<i>h. Haleiwa/Waiialua Bike Improvements</i>																			
PLN	0	0	0	0	0	0	0	0	0	0	0	0	1	0	1	1	0	1	Local Only
DES	0	0	0	0	0	0	0	0	0	0	0	0	400	320	80	0	0	0	STP Flex
ROW	0	0	0	0	0	0	0	0	0	0	0	0	1	0	1	1	0	1	Local Only
CON	0	0	0	0	0	0	0	0	0	0	0	0	0	0	0	1,400	1,120	280	STP Flex

OC4 Bridge Inspection and Appraisal



Project Description:

Inventory, inspect, and appraise City bridges, including underwater inspection, surveys, scour survey/evaluation, and preparation of plans for bridge repairs.

Project Website: None

Neighborhood(s): Various Locations

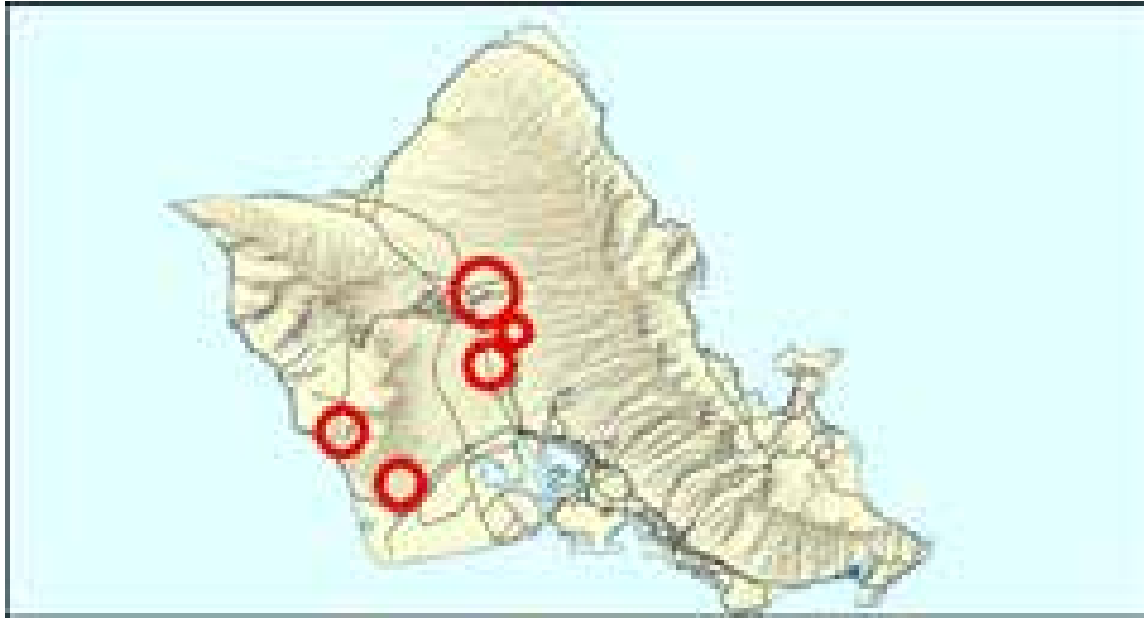
Estimated Total Project Cost: \$5,800,000
(May include project costs outside of the 4-year TIP and 2 informational years.)

Project Sponsor: City and County of Honolulu (FHWA Funded)

Agency Responsible for Carrying Out Project/Phase:
 City Department of Design and Construction

Phase	FFY 2011						FFY 2012						FFY 2013						FFY 2014						FOR INFORMATION ONLY						Funding Category
	Total		Federal		Local		Total		Federal		Local		Total		Federal		Local		Total		Federal		Local		Total		Federal		Local		
	(x\$1000)	(x\$1000)	(x\$1000)	(x\$1000)	(x\$1000)	(x\$1000)	(x\$1000)	(x\$1000)	(x\$1000)	(x\$1000)	(x\$1000)	(x\$1000)	(x\$1000)	(x\$1000)	(x\$1000)	(x\$1000)	(x\$1000)	(x\$1000)	(x\$1000)	(x\$1000)	(x\$1000)	(x\$1000)	(x\$1000)	(x\$1000)	(x\$1000)	(x\$1000)	(x\$1000)	(x\$1000)	(x\$1000)		
DES	900	720	180	900	720	180	1,000	800	200	1,000	800	200	1,000	800	200	1,000	800	200	1,000	800	200	1,000	800	200	1,000	800	200	1,000	800	200	Bridge Off

OC5 Computerized Traffic Control System



Project Description:

Upgrade and expand fiber optic lines, closed-circuit television (CCTV) cameras, data collection, and signal control in the urban center and outlying areas for connectivity to the Honolulu Traffic Control Center. Project locations are indicated below.

Project Website: None

Neighborhood(s): Various Locations

Estimated Total Project Cost: \$23,961,000
(May include project costs outside of the 4-year TIP and 2 informational years.)

Project Sponsor: City and County of Honolulu (FHWA Funded)

Agency Responsible for Carrying Out Project/Phase:
City Department of Transportation Services

Phase	FFY 2011						FFY 2012						FFY 2013						FFY 2014						FOR INFORMATION ONLY						Funding Category
	Total		Federal		Local		Total		Federal		Local		Total		Federal		Local		Total		Federal		Local		Total		Federal		Local		
	(x\$1000)	(x\$1000)	(x\$1000)	(x\$1000)	(x\$1000)	(x\$1000)	(x\$1000)	(x\$1000)	(x\$1000)	(x\$1000)	(x\$1000)	(x\$1000)	(x\$1000)	(x\$1000)	(x\$1000)	(x\$1000)	(x\$1000)	(x\$1000)	(x\$1000)	(x\$1000)	(x\$1000)	(x\$1000)	(x\$1000)	(x\$1000)	(x\$1000)	(x\$1000)	(x\$1000)	(x\$1000)	(x\$1000)		
Phase 13: Mililani Mauka																															
CON	0	0	0	3,307	2,527	780	0	0	0	0	0	0	0	0	0	0	0	0	0	0	0	0	0	0	0	0	0	0	0	0	STP Flex
EOP	1	0	1	0	0	0	0	0	0	0	0	0	0	0	0	0	0	0	0	0	0	0	0	0	0	0	0	0	0	0	Local Only
Phase 14: Mililani Town (Part 1)																															
CON	0	0	0	3,220	3,220	0	0	0	0	0	0	0	0	0	0	0	0	0	0	0	0	0	0	0	0	0	0	0	0	0	STP Flex
EOP	0	0	0	1	0	1	0	0	0	0	0	0	0	0	0	0	0	0	0	0	0	0	0	0	0	0	0	0	0	0	Local Only
Phase 15: Mililani Town (Part 2) and Expand Fiber to Wahiawa																															
DES	250	200	50	0	0	0	0	0	0	0	0	0	0	0	0	0	0	0	0	0	0	0	0	0	0	0	0	0	0	0	STP Flex
CON	0	0	0	0	0	0	3,180	2,400	780	0	0	0	0	0	0	0	0	0	0	0	0	0	0	0	0	0	0	0	0	0	STP Flex
EOP	0	0	0	0	0	0	1	0	1	0	0	0	0	0	0	0	0	0	0	0	0	0	0	0	0	0	0	0	0	0	Local Only
Phase 16: Wahiawa Town Area																															
DES	0	0	0	375	300	75	0	0	0	0	0	0	0	0	0	0	0	0	0	0	0	0	0	0	0	0	0	0	0	0	STP Flex
EOP	0	0	0	0	0	0	0	0	0	1	0	1	0	0	0	0	0	0	0	0	0	0	0	0	0	0	0	0	0	0	Local Only
Phase 17: Makakilo Area and Extend Fiber towards Nanakuli																															
DES	0	0	0	0	0	0	375	300	75	0	0	0	0	0	0	0	0	0	0	0	0	0	0	0	0	0	0	0	0	0	STP Flex

OC5 Computerized Traffic Control System

CON	0	0	0	0	0	0	0	0	0	0	0	4,050	3,220	830	0	0	0	STP Flex
EQP	0	0	0	0	0	0	0	0	0	0	0	1	0	1	0	0	0	Local Only
<i>Phase 18: Location Not Yet Determined</i>																		
DES	0	0	0	0	0	0	0	0	380	304	76	0	0	0	0	0	0	STP Flex
CON	0	0	0	0	0	0	0	0	0	0	0	0	0	0	4,050	3,220	830	STP Flex
EQP	0	0	0	0	0	0	0	0	0	0	0	0	0	0	1	0	1	Local Only

OC6 Kapolei Parkway (Route 8920), Kunehi Street to Kamokila Boulevard



Project Description:

Construct Kapolei Parkway between Kamokila Boulevard and Kunehi Street. Kamokila Boulevard to Kamaaha Avenue will be federally funded. The segment from Kamaaha Avenue to Kunehi Street will be locally funded.

Project Website: None

Neighborhood(s): Makakilo-Kapolei-Honokai Hale

Estimated Total Project Cost: \$20,339,000
(May include project costs outside of the 4-year TIP and 2 informational years.)

Project Sponsor: City and County of Honolulu (FHWA Funded)

Agency Responsible for Carrying Out Project/Phase:
City Department of Transportation Services

Phase	FFY 2011-2014									FOR INFORMATION ONLY						Funding Category				
	FFY 2011			FFY 2012			FFY 2013			FFY 2014			FFY 2015				FFY 2016			
	Total (x\$1000)	Federal (x\$1000)	Local (x\$1000)	Total (x\$1000)	Federal (x\$1000)	Local (x\$1000)	Total (x\$1000)	Federal (x\$1000)	Local (x\$1000)	Total (x\$1000)	Federal (x\$1000)	Local (x\$1000)	Total (x\$1000)	Federal (x\$1000)	Local (x\$1000)		Total (x\$1000)	Federal (x\$1000)	Local (x\$1000)	
a. Urban Core 4: Kunehi Street to Kamaaha Ave																				
DES	1	0	1	0	0	0	0	0	0	0	0	0	0	0	0	0	0	0	0	Local Only
CON	5,200	0	5,200	0	0	0	0	0	0	0	0	0	0	0	0	0	0	0	0	Local Only
b. Urban Core 5: Kamaaha Ave to Kamokila Blvd																				
CON	3,388	0	3,388	0	0	0	0	0	0	0	0	0	0	0	0	0	0	0	0	Local Only
CON	7,813	7,813	0	0	0	0	0	0	0	0	0	0	0	0	0	0	0	0	0	STP Flex
c. Urban Core 4A: Kamaaha Intersection																				
CON	0	0	0	773	0	773	0	0	0	0	0	0	0	0	0	0	0	0	0	Local Only
CON	0	0	0	3,164	3,164	0	0	0	0	0	0	0	0	0	0	0	0	0	0	STP Flex

OC7 Makakilo Drive (Route 8810) Extension



Project Description:

Construct an extension of Makakilo Drive from the Palehua Subdivision to the H-1 Freeway.

Project Website: None

Neighborhood(s): Makakilo-Kapolei-Honokai Hale

Estimated Total Project Cost: \$85,500,000
 (May include project costs outside of the 4-year TIP and 2 informational years.)

Project Sponsor: City and County of Honolulu (FHWA Funded)

Agency Responsible for Carrying Out Project/Phase:
 City Department of Transportation Services

Phase	FOR INFORMATION ONLY																		Funding Category
	FFY 2011			FFY 2012			FFY 2013			FFY 2014			FFY 2015			FFY 2016			
	Total (x\$1000)	Federal (x\$1000)	Local (x\$1000)	Total (x\$1000)	Federal (x\$1000)	Local (x\$1000)	Total (x\$1000)	Federal (x\$1000)	Local (x\$1000)	Total (x\$1000)	Federal (x\$1000)	Local (x\$1000)	Total (x\$1000)	Federal (x\$1000)	Local (x\$1000)	Total (x\$1000)	Federal (x\$1000)	Local (x\$1000)	
<i>Phase 1</i>																			
CON	0	0	0	0	0	0	0	0	0	22,550	0	22,550	0	0	0	0	0	0	Local Only
<i>Phase 2</i>																			
CON	0	0	0	0	0	0	0	0	0	0	0	0	0	0	0	47,410	37,928	9,482	STP Flex

OC8 Salt Lake Boulevard (Route 7311), Widening, Maluna Street to Ala Lilikoi Street



Project Description:

Widen Salt Lake Boulevard from two to six lanes, between Maluna Street and Ala Lilikoi Street.

Project Website: None

Neighborhood(s): Aliamanu-Salt Lake-Foster Village

Estimated Total Project Cost: \$66,000,000
(May include project costs outside of the 4-year TIP and 2 informational years.)

Project Sponsor: City and County of Honolulu (FHWA Funded)

Agency Responsible for Carrying Out Project/Phase:
City Department of Design and Construction

FOR INFORMATION ONLY

Phase	FFY 2011			FFY 2012			FFY 2013			FFY 2014			FFY 2015			FFY 2016			Funding Category
	Total (x\$1000)	Federal (x\$1000)	Local (x\$1000)	Total (x\$1000)	Federal (x\$1000)	Local (x\$1000)	Total (x\$1000)	Federal (x\$1000)	Local (x\$1000)	Total (x\$1000)	Federal (x\$1000)	Local (x\$1000)	Total (x\$1000)	Federal (x\$1000)	Local (x\$1000)	Total (x\$1000)	Federal (x\$1000)	Local (x\$1000)	
CON	0	0	0	0	0	0	0	0	0	22,000	0	22,000	0	0	0	0	0	0	Local Only
CON	0	0	0	0	0	0	0	0	0	0	0	0	22,000	17,600	4,400	22,000	17,600	4,400	STP Flex

OC9 Seismic Bridge Retrofit

Sites are not yet determined.

Project Description:

Research various bridge plans and files, do site inspections, conduct seismic evaluations, identify alternate schemes for seismic retrofit, and construct retrofit measures. The bridges have not yet been determined.

Project Website: None

Neighborhood(s): Various Locations

Estimated Total Project Cost: \$2,700,000
(May include project costs outside of the 4-year TIP and 2 informational years.)

Project Sponsor: City and County of Honolulu (FHWA Funded)

Agency Responsible for Carrying Out Project/Phase:
 City Department of Design and Construction

Phase	FFY 2011			FFY 2012			FFY 2013			FFY 2014			FOR INFORMATION ONLY						Funding Category
	Total	Federal	Local	Total	Federal	Local	Total	Federal	Local	Total	Federal	Local	FFY 2015			FFY 2016			
	(x\$1000)	(x\$1000)	(x\$1000)	(x\$1000)	(x\$1000)	(x\$1000)	(x\$1000)	(x\$1000)	(x\$1000)	(x\$1000)	(x\$1000)	(x\$1000)	Total	Federal	Local	Total	Federal	Local	
DES	0	0	0	600	480	120	0	0	0	0	0	0	0	0	600	480	120	Bridge Off	
CON	0	0	0	0	0	0	0	0	0	1,500	1,200	300	0	0	0	0	0	0	Bridge Off

OC10 Traffic Improvements at Various Locations



Project Description:

Provide traffic congestion relief and improve traffic safety at locations, such as Dillingham Boulevard, Waiakamilo Road, and Palolo.

Project Website: None

Neighborhood(s): Various Locations

Estimated Total Project Cost: \$11,842,000
(May include project costs outside of the 4-year TIP and 2 informational years.)

Project Sponsor: City and County of Honolulu (FHWA Funded)

Agency Responsible for Carrying Out Project/Phase:
City Department of Transportation Services

Phase	FOR INFORMATION ONLY																		Funding Category
	FFY 2011			FFY 2012			FFY 2013			FFY 2014			FFY 2015			FFY 2016			
	Total (x\$1000)	Federal (x\$1000)	Local (x\$1000)	Total (x\$1000)	Federal (x\$1000)	Local (x\$1000)	Total (x\$1000)	Federal (x\$1000)	Local (x\$1000)	Total (x\$1000)	Federal (x\$1000)	Local (x\$1000)	Total (x\$1000)	Federal (x\$1000)	Local (x\$1000)	Total (x\$1000)	Federal (x\$1000)	Local (x\$1000)	
a. Palolo Traffic Calming																			
PLN	0	0	0	0	0	0	50	0	50	0	0	0	0	0	0	0	0	0	Local Only
DES	300	0	300	0	0	0	0	0	0	0	0	0	0	0	0	0	0	0	Local Only
ROW	0	0	0	0	0	0	50	0	50	0	0	0	0	0	0	0	0	0	Local Only
CON	0	0	0	0	0	0	1,930	960	970	0	0	0	0	0	0	0	0	0	STP Flex
b. Waiakamilo and Dillingham Intersection																			
DES	0	0	0	1	0	1	0	0	0	0	0	0	0	0	0	0	0	0	Local Only
CON	0	0	0	1,821	1,457	364	0	0	0	0	0	0	0	0	0	0	0	0	STP Flex
c. Location to be Determined																			
PLN	0	0	0	0	0	0	0	0	0	50	0	50	0	0	0	0	0	0	Local Only
DES	0	0	0	0	0	0	400	0	400	0	0	0	0	0	0	0	0	0	Local Only
ROW	0	0	0	0	0	0	0	0	0	50	0	50	0	0	0	0	0	0	Local Only
CON	0	0	0	0	0	0	0	0	0	1,930	960	970	0	0	0	0	0	0	STP Flex
d. Location to be Determined																			
PLN	0	0	0	0	0	0	0	0	0	0	0	0	50	0	50	0	0	0	Local Only
DES	0	0	0	0	0	0	0	0	0	400	0	400	0	0	0	0	0	0	Local Only
ROW	0	0	0	0	0	0	0	0	0	0	0	0	50	0	50	0	0	0	Local Only

OC10 Traffic Improvements at Various Locations

CON	0	0	0	0	0	0	0	0	0	0	1,930	960	970	0	0	0	STP Flex
<i>e. Location to be Determined</i>																	
PLN	0	0	0	0	0	0	0	0	0	0	0	0	0	50	0	50	Local Only
DES	0	0	0	0	0	0	0	0	0	0	400	0	400	0	0	0	Local Only
ROW	0	0	0	0	0	0	0	0	0	0	0	0	0	50	0	50	Local Only
CON	0	0	0	0	0	0	0	0	0	0	0	0	0	1,930	960	970	STP Flex
<i>f. Location to be Determined</i>																	
DES	0	0	0	0	0	0	0	0	0	0	0	0	0	400	0	400	Local Only

OC11 Traffic Signals at Various Locations



Project Description:

Install, modify, and upgrade traffic signals islandwide, including Americans with Disabilities Act (ADA) improvements, signs and markings, and interties. The project provides for the safe and orderly movements of pedestrians and vehicles at high-risk intersections. The project upgrades existing intersections, adds left-turn phases, increases signal visibility, improves signal coordination, and provides for ADA improvements. Project work is warranted by the Manual on Uniform Traffic Control Devices (MUTCD) and selected annually by a priority listing.

Project Website: None

Neighborhood(s): Various Locations

Estimated Total Project Cost: \$24,506,000
(May include project costs outside of the 4-year TIP and 2 informational years.)

Project Sponsor: City and County of Honolulu (FHWA Funded)

Agency Responsible for Carrying Out Project/Phase:
City Department of Transportation Services

Phase	FOR INFORMATION ONLY																		Funding Category	
	FFY 2011			FFY 2012			FFY 2013			FFY 2014			FFY 2015			FFY 2016				
	Total	Federal	Local	Total	Federal	Local	Total	Federal	Local	Total	Federal	Local	Total	Federal	Local	Total	Federal	Local		
(x\$1000)	(x\$1000)	(x\$1000)	(x\$1000)	(x\$1000)	(x\$1000)	(x\$1000)	(x\$1000)	(x\$1000)	(x\$1000)	(x\$1000)	(x\$1000)	(x\$1000)	(x\$1000)	(x\$1000)	(x\$1000)	(x\$1000)	(x\$1000)	(x\$1000)		
Phase 13																				
CON	0	0	0	3,270	2,625	645	0	0	0	0	0	0	0	0	0	0	0	0	0	STP Flex
EQP	1	0	1	0	0	0	0	0	0	0	0	0	0	0	0	0	0	0	0	Local Only
Phase 14																				
PLN	1	0	1	0	0	0	0	0	0	0	0	0	0	0	0	0	0	0	0	Local Only
DES	350	280	70	0	0	0	0	0	0	0	0	0	0	0	0	0	0	0	0	STP Flex
CON	0	0	0	3,865	3,220	645	0	0	0	0	0	0	0	0	0	0	0	0	0	STP Flex
EQP	0	0	0	1	0	1	0	0	0	0	0	0	0	0	0	0	0	0	0	Local Only
Phase 15																				
PLN	0	0	0	1	0	1	0	0	0	0	0	0	0	0	0	0	0	0	0	Local Only
DES	0	0	0	350	280	70	0	0	0	0	0	0	0	0	0	0	0	0	0	STP Flex

OC11 Traffic Signals at Various Locations

CON	0	0	0	0	0	0	3,846	3,220	626	0	0	0	0	0	0	0	0	0	0	STP Flex
EQP	0	0	0	0	0	0	1	0	1	0	0	0	0	0	0	0	0	0	0	Local Only
<i>Phase 16</i>																				
PLN	0	0	0	0	0	0	1	0	1	0	0	0	0	0	0	0	0	0	0	Local Only
DES	0	0	0	0	0	0	350	280	70	0	0	0	0	0	0	0	0	0	0	STP Flex
CON	0	0	0	0	0	0	0	0	0	3,126	2,500	626	0	0	0	0	0	0	0	STP Flex
EQP	0	0	0	0	0	0	0	0	0	1	0	1	0	0	0	0	0	0	0	Local Only
<i>Phase 17</i>																				
PLN	0	0	0	0	0	0	0	0	0	1	0	1	0	0	0	0	0	0	0	Local Only
DES	0	0	0	0	0	0	0	0	0	350	280	70	0	0	0	0	0	0	0	STP Flex
CON	0	0	0	0	0	0	0	0	0	0	0	0	3,846	3,220	626	0	0	0	0	STP Flex
EQP	0	0	0	0	0	0	0	0	0	0	0	0	1	0	1	0	0	0	0	Local Only
<i>Phase 18</i>																				
PLN	0	0	0	0	0	0	0	0	0	0	0	0	1	0	1	0	0	0	0	Local Only
DES	0	0	0	0	0	0	0	0	0	0	0	0	350	280	70	0	0	0	0	STP Flex
CON	0	0	0	0	0	0	0	0	0	0	0	0	0	0	0	3,846	3,220	626	0	STP Flex
EQP	0	0	0	0	0	0	0	0	0	0	0	0	0	0	0	1	0	1	0	Local Only
<i>Phase 19</i>																				
PLN	0	0	0	0	0	0	0	0	0	0	0	0	0	0	0	1	0	1	0	Local Only
DES	0	0	0	0	0	0	0	0	0	0	0	0	0	0	0	350	280	70	0	STP Flex

OC12 Upgrade Pedestrian Signals at Various Locations

Sites are not yet determined.

Project Description:

Install and upgrade pedestrian signals islandwide to the new countdown pedestrian signals. The project will also upgrade existing pedestrian push buttons to ADA-compliant push buttons.

Project Website: None

Neighborhood(s): Various Locations

Estimated Total Project Cost: \$660,000
(May include project costs outside of the 4-year TIP and 2 informational years.)

Project Sponsor: City and County of Honolulu (FHWA Funded)

Agency Responsible for Carrying Out Project/Phase:
 City Department of Transportation Services

Phase	FFY 2011						FFY 2012			FFY 2013			FFY 2014			FOR INFORMATION ONLY						Funding Category	
	Total		Federal	Local	Total		Federal	Local	Total		Federal	Local	Total		Federal	Local	FFY 2015			FFY 2016			
	(x\$1000)	(x\$1000)	(x\$1000)	(x\$1000)	(x\$1000)	(x\$1000)	(x\$1000)	(x\$1000)	(x\$1000)	(x\$1000)	(x\$1000)	(x\$1000)	(x\$1000)	(x\$1000)	(x\$1000)	(x\$1000)	(x\$1000)	(x\$1000)	(x\$1000)	(x\$1000)	(x\$1000)		
DES	30	0	30	0	0	0	0	0	0	0	0	0	0	0	0	0	0	0	0	0	0	0	Local Only
CON	480	360	120	150	0	150	0	0	0	0	0	0	0	0	0	0	0	0	0	0	0	0	STP Flex

OS85 JARC (Small Urban)

Projects are not yet determined.

Project Description:

The Job Access and Reverse Commute (JARC) formula grant program aims to improve access to transportation services to employment and employment-related activities for welfare recipients & eligible low-income individuals, and to transport residents of urbanized areas and non-urbanized areas to suburban employment opportunities. Funds from the JARC program are available for capital, planning, and operating expenses that support the development and maintenance of transportation services designed to transport low-income individuals to and from jobs and activities related to their employment and to support reverse commute projects.

Project Website: None

Neighborhood(s): Various Locations

Estimated Total Project Cost: \$175,000
(May include project costs outside of the 4-year TIP and 2 informational years.)

Project Sponsor: State of Hawaii (FTA Funded)

Agency Responsible for Carrying Out Project/Phase:
 Hawaii Department of Transportation

Phase	FFY 2011						FFY 2012			FFY 2013			FFY 2014			FOR INFORMATION ONLY						Funding Category
	Total		Federal	Local	Total		Federal	Local	Total		Federal	Local	Total		Federal	Local	FFY 2015		FFY 2016			
	(x\$1000)	(x\$1000)	(x\$1000)	(x\$1000)	(x\$1000)	(x\$1000)	(x\$1000)	(x\$1000)	(x\$1000)	(x\$1000)	(x\$1000)	(x\$1000)	(x\$1000)	(x\$1000)	(x\$1000)	(x\$1000)	(x\$1000)	(x\$1000)	(x\$1000)	(x\$1000)		
EQP/OPR	175	140	35	0	0	0	0	0	0	0	0	0	0	0	0	0	0	0	0	0	\$5316 JARC-SmUrb	

OS86 New Freedom (Small Urban)

Projects are not yet determined.

Project Description:

The New Freedom formula grant program aims to provide additional tools to overcome existing barriers facing Americans with disabilities seeking integration into the work force and full participation in society. New Freedom program funds are available for capital and operating expenses that support new public transportation services beyond those required by the Americans with Disabilities Act (ADA) and new public transportation alternatives beyond those required by the ADA designed to assist individuals with disabilities with accessing transportation services.

Project Website: None

Neighborhood(s): Various Locations

Estimated Total Project Cost: \$144,000
(May include project costs outside of the 4-year TIP and 2 informational years.)

Project Sponsor: State of Hawaii (FTA Funded)

Agency Responsible for Carrying Out Project/Phase:
 Hawaii Department of Transportation

Phase	FFY 2011			FFY 2012			FFY 2013			FFY 2014			FOR INFORMATION ONLY						Funding Category
	Total	Federal	Local	Total	Federal	Local	Total	Federal	Local	Total	Federal	Local	FFY 2015			FFY 2016			
	(x\$1000)	(x\$1000)	(x\$1000)	(x\$1000)	(x\$1000)	(x\$1000)	(x\$1000)	(x\$1000)	(x\$1000)	(x\$1000)	(x\$1000)	(x\$1000)	Total	Federal	Local	Total	Federal	Local	
EQP/OPR	144	115	29	0	0	0	0	0	0	0	0	0	0	0	0	0	0	0	\$5317 NF-SmUrb

OC13 Agency-Provided Trips



Project Description:

Establish selected human service agencies as transportation providers serving their own clients who currently ride TheHandi-Van, and provide operating funds for the service. The result of this service by agencies would reduce overall operating costs while improving service quality for riders of both the agency services and those riding TheHandi-Van.

Project Website: None

Neighborhood(s): Various Locations

Estimated Total Project Cost: \$3,280,000
(May include project costs outside of the 4-year TIP and 2 informational years.)

Project Sponsor: City and County of Honolulu (FTA Funded)

Agency Responsible for Carrying Out Project/Phase:
 City Department of Transportation Services

Phase	FFY 2011			FFY 2012			FFY 2013			FFY 2014			FOR INFORMATION ONLY						Funding Category
	Total	Federal	Local	Total	Federal	Local	Total	Federal	Local	Total	Federal	Local	FFY 2015		FFY 2016				
	(x\$1000)	(x\$1000)	(x\$1000)	(x\$1000)	(x\$1000)	(x\$1000)	(x\$1000)	(x\$1000)	(x\$1000)	(x\$1000)	(x\$1000)	(x\$1000)	(x\$1000)	(x\$1000)	(x\$1000)	(x\$1000)	(x\$1000)		
OPR	0	0	0	194	97	97	194	97	97	202	101	101	212	106	106	316	158	158	\$5316 JARC-Urban
OPR	230	115	115	356	178	178	386	193	193	408	204	204	428	214	214	354	177	177	\$5317 NF-Urban

OC14 Bus and Handi-Van Acquisition Program



Project Description:

Purchase replacement transit buses and Handi-Van vehicles.
 FFY 2011: 35 <30' vehicles + 21-40' buses + 10 >40' buses + 8 45' buses
 FFY 2012: 30 <30' vehicles + 16-40' buses + 8 >40' buses.
 FFY 2013: 30 <30' vehicles + 12-40' buses + 9-60' buses.
 FFY 2014: 25 <30' vehicles + 1-30' bus + 26-40' buses + 1 >40' bus.
 FFY 2015: 30 <30' vehicles + 15-40' buses + 11-45' buses.
 FFY 2016: 30 <30' vehicles + 9-30' buses + 14-40' buses + 5-45' buses.

Project Website: <http://www.thebus.org> and <http://www.honolulu.gov>

Neighborhood(s): Various Locations

Estimated Total Project Cost: \$119,706,000
 (May include project costs outside of the 4-year TIP and 2 informational years.)

Project Sponsor: City and County of Honolulu (FTA Funded)

Agency Responsible for Carrying Out Project/Phase:
 City Department of Transportation Services

Phase	FFY 2011			FFY 2012			FFY 2013			FFY 2014			FOR INFORMATION ONLY						Funding Category	
	Total	Federal	Local	Total	Federal	Local	Total	Federal	Local	Total	Federal	Local	FFY 2015			FFY 2016				
	(x\$1000)	(x\$1000)	(x\$1000)	(x\$1000)	(x\$1000)	(x\$1000)	(x\$1000)	(x\$1000)	(x\$1000)	(x\$1000)	(x\$1000)	(x\$1000)	(x\$1000)	(x\$1000)	(x\$1000)	(x\$1000)	(x\$1000)	(x\$1000)		
EQP	5,713	4,998	715	0	0	0	0	0	0	0	0	0	0	0	0	0	0	0	0	\$5307/5340TIGGERII
EQP	1,593	1,157	436	0	0	0	0	0	0	0	0	0	0	0	0	0	0	0	0	\$5309 BC
EQP	3,300	2,138	1,162	2,635	2,168	467	2,812	2,183	629	2,793	2,198	595	3,001	2,214	787	3,094	2,229	865	0	\$5309 FGM
EQP	12,740	7,987	4,753	0	0	0	0	0	0	0	0	0	0	0	0	0	0	0	0	FTA \$5307/\$5340
EQP	0	0	0	15,491	0	15,491	15,810	0	15,810	16,326	0	16,326	16,613	0	16,613	17,023	0	17,023	0	Local Only
INSP	20	18	2	50	45	5	0	0	0	0	0	0	0	0	0	0	0	0	0	\$5307/5340TIGGERII
INSP	104	0	104	111	0	111	115	0	115	119	0	119	123	0	123	120	0	120	0	Local Only



Project Description:

Plan, design, and construct a fixed guideway system between East Kapolei and Ala Moana Center. The system includes stations and related appurtenances, park-and-ride facilities, a maintenance and storage facility, light metro vehicles, and associated core systems.

Total estimated project cost (in year-of-expenditure dollars) is \$5,163,495,000 (excluding Unallocated Contingency amount of \$184,186,000): ROW = \$125,075,000; PROF SVCS = \$933,589,000; CON = \$3,360,070,000; EQP = \$450,907,000; FINANCE CHARGES = \$290,294,000; REL = \$3,560,000. The estimated total project cost reflects escalation calculated by FTA's Project Management Oversight Consultant. The estimated local share of total estimated costs (excluding unallocated contingency) is approximately \$3,372,675,000 in year-of-expenditure dollars. "PROF SVCS" refers to "Professional Services" and includes all services in FTA Standard Cost Category (SCC) 80: Professional, technical, and management services related to the design and construction of the Project during the preliminary engineering, final design, and construction phases. Includes environmental work; design; engineering and architectural services; auditing; legal services; administration and management by agency staff or outside consultants; professional liability insurance and other non-construction insurance; and professional services related to real estate and vehicles.

Project Website: <http://www.honolulutransit.org>

Neighborhood(s): Various Locations

Estimated Total Project Cost: \$5,163,495,000
(May include project costs outside of the 4-year TIP and 2 informational years.)

Project Sponsor: City and County of Honolulu (FTA Funded)

Agency Responsible for Carrying Out Project/Phase:
Honolulu Authority for Rapid Transportation

OC15 Honolulu High-Capacity Transit Corridor Project

Phase	FFY 2011			FFY 2012			FFY 2013			FFY 2014			FOR INFORMATION ONLY						Funding Category
	Total	Federal	Local	Total	Federal	Local	Total	Federal	Local	Total	Federal	Local	FFY 2015			FFY 2016			
	(x\$1000)	(x\$1000)	(x\$1000)	(x\$1000)	(x\$1000)	(x\$1000)	(x\$1000)	(x\$1000)	(x\$1000)	(x\$1000)	(x\$1000)	(x\$1000)	Total	Federal	Local	Total	Federal	Local	
HHCTCP	0	0	0	0	0	0	123,200	31,000	92,200	110,199	31,000	79,199	103,024	32,000	71,024	63,116	33,000	30,116	FTA \$5307/\$5340
HHCTCP	485,000	80,000	405,000	626,970	200,000	426,970	993,800	250,000	743,800	888,801	250,000	638,801	643,976	200,000	443,976	382,884	200,000	182,884	FTA \$5309 NS
HHCTCP	0	0	0	94,030	0	94,030	0	0	0	0	0	0	0	0	0	0	0	0	Local Only

OC16 Local Shuttle Service



Project Description:

To maintain and expand shuttle services between Kalaeloa homeless shelter sites and the Kapolei Transit Center to address transportation needs of low-income persons. Although no funds are programmed in FFY 2011, existing funds will be sufficient to operate the project through FFY 2011 with no break in service.

Project Website: None

Neighborhood(s): Makakilo-Kapolei-Honokai Hale

Estimated Total Project Cost: \$1,490,000
(May include project costs outside of the 4-year TIP and 2 informational years.)

Project Sponsor: City and County of Honolulu (FTA Funded)

Agency Responsible for Carrying Out Project/Phase:
 City Department of Transportation Services

Phase	FFY 2011			FFY 2012			FFY 2013			FFY 2014			FOR INFORMATION ONLY						Funding Category
	Total	Federal	Local	Total	Federal	Local	Total	Federal	Local	Total	Federal	Local	FFY 2015			FFY 2016			
	(x\$1000)	(x\$1000)	(x\$1000)	(x\$1000)	(x\$1000)	(x\$1000)	(x\$1000)	(x\$1000)	(x\$1000)	(x\$1000)	(x\$1000)	(x\$1000)	Total	Federal	Local	Total	Federal	Local	
OPR	0	0	0	172	86	86	160	80	80	168	84	84	176	88	88	184	92	92	\$5316 JARC-Urban
OPR	0	0	0	116	58	58	121	60	61	126	63	63	131	65	66	136	68	68	\$5317 NF-Urban

OC17 Middle Street Intermodal Center



Project Description:

Design, construct, inspect, and provide relocation funds for Phase 2. Phase 2 is the completion of the Handi-Van parking lot, transit center platform, and bus parking, as well as the parking garage. Transit enhancement elements, such as landscaping, signage, artwork, and bicycle and pedestrian access, are included.

Project Website: None

Neighborhood(s): Kalihi-Palama

Estimated Total Project Cost: \$63,672,000
(May include project costs outside of the 4-year TIP and 2 informational years.)

Project Sponsor: City and County of Honolulu (FTA Funded)

Agency Responsible for Carrying Out Project/Phase:
 City Department of Transportation Services

Phase										FOR INFORMATION ONLY									Funding Category	
	FFY 2011			FFY 2012			FFY 2013			FFY 2014			FFY 2015			FFY 2016				
	Total (x\$1000)	Federal (x\$1000)	Local (x\$1000)	Total (x\$1000)	Federal (x\$1000)	Local (x\$1000)	Total (x\$1000)	Federal (x\$1000)	Local (x\$1000)	Total (x\$1000)	Federal (x\$1000)	Local (x\$1000)	Total (x\$1000)	Federal (x\$1000)	Local (x\$1000)	Total (x\$1000)	Federal (x\$1000)	Local (x\$1000)		
PLN	0	0	0	0	0	0	1	0	1	1	0	1	0	0	0	0	0	0	0	Local Only
DES	300	0	300	2,500	0	2,500	200	0	200	200	0	200	0	0	0	0	0	0	0	Local Only
CON	0	0	0	1,810	1,327	483	29,322	23,458	5,864	29,336	23,469	5,867	0	0	0	0	0	0	0	\$5309 BC
EQP	0	0	0	0	0	0	1	0	1	1	0	1	0	0	0	0	0	0	0	Local Only

OC18 Mobility Management



Project Description:

Improve access to transportation for people with disabilities, seniors, and people with low incomes by coordinating transit and human service transportation. Facilitate partnerships and interagency transportation service agreements for coordinated transportation projects. Develop and manage transportation education and support services, such as a transportation provider directory, travel ambassador program, and a bus buddy program.

Project Website: None

Neighborhood(s): Various Locations

Estimated Total Project Cost: \$2,038,000
(May include project costs outside of the 4-year TIP and 2 informational years.)

Project Sponsor: City and County of Honolulu (FTA Funded)

Agency Responsible for Carrying Out Project/Phase:
 City Department of Transportation Services

Phase	FFY 2011			FFY 2012			FFY 2013			FFY 2014			FOR INFORMATION ONLY						Funding Category
	Total	Federal	Local	Total	Federal	Local	Total	Federal	Local	Total	Federal	Local	FFY 2015			FFY 2016			
	(x\$1000)	(x\$1000)	(x\$1000)	(x\$1000)	(x\$1000)	(x\$1000)	(x\$1000)	(x\$1000)	(x\$1000)	(x\$1000)	(x\$1000)	(x\$1000)	Total	Federal	Local	Total	Federal	Local	
EQP	0	0	0	100	80	20	124	99	25	12	10	2	13	10	3	14	11	3	\$5316 JARC-Urban
OPR	496	397	99	153	122	31	148	118	30	274	219	55	289	231	58	245	196	49	\$5316 JARC-Urban
OPR	100	80	20	8	6	2	0	0	0	0	0	0	0	0	0	62	49	13	\$5317 NF-Urban

OC19 Preventive Maintenance



Project Description:

Preventive maintenance of FTA-funded rolling stock (buses and Handi-Vans) includes parts, labor, and other related expenses.

Project Website: <http://www.thebus.org> and <http://www.co.honolulu>.

Neighborhood(s): Various Locations

Estimated Total Project Cost: \$274,757,000
(May include project costs outside of the 4-year TIP and 2 informational years.)

Project Sponsor: City and County of Honolulu (FTA Funded)

Agency Responsible for Carrying Out Project/Phase:
 City Department of Transportation Services

Phase	FFY 2011			FFY 2012			FFY 2013			FFY 2014			FOR INFORMATION ONLY						Funding Category	
	Total	Federal	Local	Total	Federal	Local	Total	Federal	Local	Total	Federal	Local	FFY 2015			FFY 2016				
	(x\$1000)	(x\$1000)	(x\$1000)	(x\$1000)	(x\$1000)	(x\$1000)	(x\$1000)	(x\$1000)	(x\$1000)	(x\$1000)	(x\$1000)	(x\$1000)	Total	Federal	Local	Total	Federal	Local		
OPR	41,423	21,000	20,423	0	0	0	0	0	0	0	0	0	0	0	0	0	0	0	0	FTA \$5307/\$5340
OPR	0	0	0	43,080	0	43,080	44,803	0	44,803	46,595	0	46,595	48,459	0	48,459	50,397	0	50,397	Local Only	

OC24 Special Needs Transportation



Project Description:

To maintain and expand shuttle services to meet transportation needs of frail seniors 60 years and over to include late afternoon, evening hours, and weekend service. Pedestrian and bicycle elements are not included in the project's scope.

Project Website: www.honolulurides.org

Neighborhood(s): Various Locations

Estimated Total Project Cost: \$146,000
(May include project costs outside of the 4-year TIP and 2 informational years.)

Project Sponsor: City and County of Honolulu (FTA Funded)

Agency Responsible for Carrying Out Project/Phase:
 City Department of Transportation Services

Phase	FFY 2011			FFY 2012			FFY 2013			FFY 2014			FOR INFORMATION ONLY						Funding Category	
	Total	Federal	Local	Total	Federal	Local	Total	Federal	Local	Total	Federal	Local	FFY 2015			FFY 2016				
	(x\$1000)	(x\$1000)	(x\$1000)	(x\$1000)	(x\$1000)	(x\$1000)	(x\$1000)	(x\$1000)	(x\$1000)	(x\$1000)	(x\$1000)	(x\$1000)	Total	Federal	Local	Total	Federal	Local		
OPR	146	73	73	0	0	0	0	0	0	0	0	0	0	0	0	0	0	0	0	\$5317 NF-Urban

OC20 Transfer to FHWA for Vanpool



Project Description:

Transfer FTA Section 5307 funds to FHWA for the Hawaii Department of Transportation's vanpool program. The funds to be transferred represent the incremental increase in the City and County of Honolulu's Section 5307 apportionment as a result of vanpool operating data reported to FTA's National Transit Database and are used to calculate the City's apportionment.

The State of Hawaii's vanpool program is Project #OS80.

Project Website: <http://www.vanpoolhawaii.com>

Neighborhood(s): Various Locations

Estimated Total Project Cost: \$12,403,000
(May include project costs outside of the 4-year TIP and 2 informational years.)

Project Sponsor: City and County of Honolulu (FTA Funded)

Agency Responsible for Carrying Out Project/Phase:
 City Department of Transportation Services

Phase	FOR INFORMATION ONLY												Funding Category						
	FFY 2011			FFY 2012			FFY 2013			FFY 2014				FFY 2015			FFY 2016		
	Total (x\$1000)	Federal (x\$1000)	Local (x\$1000)	Total (x\$1000)	Federal (x\$1000)	Local (x\$1000)	Total (x\$1000)	Federal (x\$1000)	Local (x\$1000)	Total (x\$1000)	Federal (x\$1000)	Local (x\$1000)		Total (x\$1000)	Federal (x\$1000)	Local (x\$1000)	Total (x\$1000)	Federal (x\$1000)	Local (x\$1000)
OPR	1,870	1,870	0	1,945	1,945	0	2,023	2,023	0	2,103	2,103	0	2,187	2,187	0	2,275	2,275	0	FTA \$5307/\$5340

OC21 Transit Safety and Security Projects

Sites are not yet determined.

Project Description:

Capital improvement projects at various locations will provide safety and security in transit vehicles at future and existing bus stops and transit centers, park-and-ride lots, and bus maintenance facilities.

Project Website: None

Neighborhood(s): Various Locations

Estimated Total Project Cost: \$457,000
(May include project costs outside of the 4-year TIP and 2 informational years.)

Project Sponsor: City and County of Honolulu (FTA Funded)

Agency Responsible for Carrying Out Project/Phase:
 City Department of Transportation Services

Phase	FFY 2011			FFY 2012			FFY 2013			FFY 2014			FOR INFORMATION ONLY						Funding Category
	Total	Federal	Local	Total	Federal	Local	Total	Federal	Local	Total	Federal	Local	FFY 2015			FFY 2016			
	(x\$1000)	(x\$1000)	(x\$1000)	(x\$1000)	(x\$1000)	(x\$1000)	(x\$1000)	(x\$1000)	(x\$1000)	(x\$1000)	(x\$1000)	(x\$1000)	Total	Federal	Local	Total	Federal	Local	
PLN	1	0	1	0	0	0	0	0	0	0	0	0	0	0	0	0	0	0	Local Only
DES	1	0	1	0	0	0	0	0	0	0	0	0	0	0	0	0	0	0	Local Only
EQP	455	365	90	0	0	0	0	0	0	0	0	0	0	0	0	0	0	0	FTA \$5307/\$5340

OC22 West Oahu Bus and Handi-Van Maintenance Facility

Site is not yet determined.

Project Description:

Construct a maintenance facility for the bus and handi-van operations in West Oahu. The site is not yet determined. Current bus and handi-van maintenance facilities are at their maximum capacity. A third facility is required to accommodate any future expansion of the bus and handi-van fleet.

Project Website: None

Neighborhood(s): Makakilo-Kapolei-Honokai Hale, Ewa, Waianae Coast

Estimated Total Project Cost: \$72,562,000
(May include project costs outside of the 4-year TIP and 2 informational years.)

Project Sponsor: City and County of Honolulu (FTA Funded)

Agency Responsible for Carrying Out Project/Phase:
City Department of Transportation Services

Phase	FOR INFORMATION ONLY																		Funding Category
	FFY 2011			FFY 2012			FFY 2013			FFY 2014			FFY 2015			FFY 2016			
	Total (x\$1000)	Federal (x\$1000)	Local (x\$1000)	Total (x\$1000)	Federal (x\$1000)	Local (x\$1000)	Total (x\$1000)	Federal (x\$1000)	Local (x\$1000)	Total (x\$1000)	Federal (x\$1000)	Local (x\$1000)	Total (x\$1000)	Federal (x\$1000)	Local (x\$1000)	Total (x\$1000)	Federal (x\$1000)	Local (x\$1000)	
PLN	0	0	0	1	0	1	1	0	1	1	0	1	1	0	1	1	0	1	Local Only
DES	0	0	0	1,850	0	1,850	4,200	0	4,200	8,000	0	8,000	1	0	1	0	0	0	Local Only
ROW	0	0	0	500	0	500	1,000	0	1,000	1	0	1	1	0	1	0	0	0	Local Only
CON	0	0	0	0	0	0	0	0	0	1	0	1	21,500	17,200	4,300	34,500	27,600	6,900	\$5309 BC
EQP	0	0	0	0	0	0	1,000	0	1,000	0	0	0	0	0	0	0	0	0	Local Only
REL	0	0	0	0	0	0	0	0	0	1	0	1	1	0	1	1	0	1	Local Only

OC23 Windward Transit Center

Site is not yet determined.

Project Description:

Construct a transit center in windward Oahu. The site is not yet determined.

Project Website: None

Neighborhood(s): Kailua, Kaneohe, Kahaluu

Estimated Total Project Cost: \$3,859,000
(May include project costs outside of the 4-year TIP and 2 informational years.)

Project Sponsor: City and County of Honolulu (FTA Funded)

Agency Responsible for Carrying Out Project/Phase:
 City Department of Transportation Services

Phase	FOR INFORMATION ONLY																		Funding Category
	FFY 2011			FFY 2012			FFY 2013			FFY 2014			FFY 2015			FFY 2016			
	Total (x\$1000)	Federal (x\$1000)	Local (x\$1000)	Total (x\$1000)	Federal (x\$1000)	Local (x\$1000)	Total (x\$1000)	Federal (x\$1000)	Local (x\$1000)	Total (x\$1000)	Federal (x\$1000)	Local (x\$1000)	Total (x\$1000)	Federal (x\$1000)	Local (x\$1000)	Total (x\$1000)	Federal (x\$1000)	Local (x\$1000)	
PLN	0	0	0	1	0	1	1	0	1	1	0	1	0	0	0	0	0	0	Local Only
DES	0	0	0	300	0	300	200	0	200	200	0	200	0	0	0	0	0	0	Local Only
ROW	0	0	0	1	0	1	1	0	1	1	0	1	0	0	0	0	0	0	Local Only
CON	0	0	0	0	0	0	3,000	0	3,000	0	0	0	0	0	0	0	0	0	Local Only
EQP	0	0	0	0	0	0	1	0	1	1	0	1	0	0	0	0	0	0	Local Only
INSP	0	0	0	0	0	0	150	0	150	1	0	1	0	0	0	0	0	0	Local Only

FFYs 2011-2014 TIP REVISION #8 FUNDING SUMMARY

FOR INFORMATION ONLY

	FFY 2011			FFY 2012			FFY 2013			FFY 2014			FFY 2015			FFY 2016		
	TOTAL	FEDERAL	LOCAL	TOTAL	FEDERAL	LOCAL	TOTAL	FEDERAL	LOCAL	TOTAL	FEDERAL	LOCAL	TOTAL	FEDERAL	LOCAL	TOTAL	FEDERAL	LOCAL
	(x\$1000)	(x\$1000)	(x\$1000)	(x\$1000)	(x\$1000)	(x\$1000)	(x\$1000)	(x\$1000)	(x\$1000)	(x\$1000)	(x\$1000)	(x\$1000)	(x\$1000)	(x\$1000)	(x\$1000)	(x\$1000)	(x\$1000)	(x\$1000)
FHWA-FUNDED PROJECTS																		
<u>State of Hawaii - Sponsored Projects</u>																		
As of Revision #7	64,274	43,966	20,308	44,938	30,798	14,140	158,555	83,264	75,291	54,439	83,523	(29,084)	119,434	111,911	7,523	147,890	123,687	24,203
Revision #8 Changes	0	0	0	0	0	0	0	0	0	0	0	0	0	0	0	0	0	0
Total as of Revision #8	64,274	43,966	20,308	44,938	30,798	14,140	158,555	83,264	75,291	54,439	83,523	(29,084)	119,434	111,911	7,523	147,890	123,687	24,203
<u>C&C of Honolulu - Sponsored Projects</u>																		
As of Revision #7	39,056	15,329	23,727	27,900	18,873	9,027	30,086	17,000	13,086	72,341	14,000	58,341	58,373	41,280	17,093	85,140	65,608	19,532
Revision #8 Changes	0	0	0	0	0	0	0	0	0	0	0	0	0	0	0	0	0	0
Total as of Revision #8	39,056	15,329	23,727	27,900	18,873	9,027	30,086	17,000	13,086	72,341	14,000	58,341	58,373	41,280	17,093	85,140	65,608	19,532
TOTAL FHWA	103,330	59,295	44,035	72,838	49,671	23,167	188,641	100,264	88,377	126,780	97,523	29,257	177,807	153,191	24,616	233,030	189,295	43,735
FTA-FUNDED PROJECTS																		
<u>State of Hawaii - Sponsored Projects</u>																		
As of Revision #7	319	255	64	0	0	0	0	0	0	0	0	0	0	0	0	0	0	0
Revision #8 Changes	0	0	0	0	0	0	0	0	0	0	0	0	0	0	0	0	0	0
Total as of Revision #8	319	255	64	0	0	0	0	0	0	0	0	0	0	0	0	0	0	0
<u>C&C of Honolulu - Sponsored Projects</u>																		
As of Revision #7	553,492	120,198	433,294	792,374	236,112	556,262	1,222,774	309,311	913,463	1,105,872	309,451	796,421	840,136	254,315	585,821	554,722	265,855	288,867
Revision #8 Changes	0	0	0	0	(30,000)	30,000	0	0	0	0	0	0	0	0	0	0	0	0
Total as of Revision #8	553,492	120,198	433,294	792,374	206,112	586,262	1,222,774	309,311	913,463	1,105,872	309,451	796,421	840,136	254,315	585,821	554,722	265,855	288,867
TOTAL FTA	553,811	120,453	433,358	792,374	206,112	586,262	1,222,774	309,311	913,463	1,105,872	309,451	796,421	840,136	254,315	585,821	554,722	265,855	288,867

FHWA REGULAR FORMULA FUNDS PROGRAMMED

	FFY 2011 (x\$1000)	FFY 2012 (x\$1000)	FFY 2013 (x\$1000)	FFY 2014 (x\$1000)	FOR INFORMATION ONLY	
					FFY 2015 (x\$1000)	FFY 2016 (x\$1000)
FHWA-FUNDED PROJECTS						
<u>State of Hawaii-Sponsored Projects</u>						
Bridge On/Off-System	3,930	1,274	757	2,720	29,748	44,956
CMAQ	980	838	685	521	345	156
Earmark High Priority	0	1,600	0	200	0	0
Highway Safety Improvement Program	2,079	11,691	7,100	900	0	0
Interstate Maintenance	0	1,520	1,520	10,316	33,665	46,925
Interstate Maintenance Discretionary	0	0	4,300	0	0	0
National Highway System	11,720	4,086	64,430	64,280	35,423	6,979
Recreational Trails Program	287	287	287	287	287	287
STP Flexible	21,050	0	1,890	0	7,688	21,640
Transfer from FHWA to FTA	1,920	2,062	2,215	2,379	2,555	2,744
Transportation Enhancement	2,000	7,440	80	1,920	2,200	0
State of Hawaii - FHWA Total	43,966	30,798	83,264	83,523	111,911	123,687
<u>City and County of Honolulu-Sponsored Projects</u>						
Bridge Off-System	720	1,200	800	2,000	800	1,280
STP Flexible	14,609	17,673	16,200	12,000	40,480	64,328
City and County of Honolulu - FHWA Total	15,329	18,873	17,000	14,000	41,280	65,608
FHWA TOTAL	59,295	49,671	100,264	97,523	153,191	189,295
Less Discretionary Funds, etc.	0	(1,600)	(4,300)	(200)	0	0
Less FTA Transfer Funds	(1,920)	(2,062)	(2,215)	(2,379)	(2,555)	(2,744)
FHWA REGULAR FORMULA FUNDS TOTAL	57,375	46,009	93,749	94,944	150,636	186,551

FINANCIAL PLAN
FFYs 2011-2014 TIP as of Revision #8

The FHWA program is financially constrained, as demonstrated in the following tables. The amount of FHWA funds estimated to be available for projects on Oahu is determined through a cooperative agreement between OahuMPO, HDOT, and DTS. Information on the revenues estimated to be available for the entire State of Hawaii is available in the HDOT's FFYs 2011-2014 STIP, as revised. Refer to Chapter 7 of the TIP for additional information on FHWA and FTA funding sources.

FHWA Financial Constraint – FFY 2011

FFY 2011	Federal Funds Available for Oahu (x\$1000)	Local Funds (x\$1000)	Total Sources (x\$1000)	Total Uses (x\$1000)	Funds Balance (x\$1000)
Bridge Off-System	720	180	900	900	0
Bridge On/Off-System	780	195	975	975	0
CMAQ	980	0	980	980	0
Earmark High Priority	0	0	0	0	0
Highway Safety Improvement Program	2,079	231	2,310	2,310	0
Interstate Maintenance	0	0	0	0	0
Interstate Maintenance Discretionary	0	0	0	0	0
National Highway System	11,720	2,680	14,400	14,400	0
Recreational Trails Program	287	72	359	359	0
STP Flexible	38,809	6,700	45,509	45,509	0
Transfer from FTA to FHWA	1,920	0	1,920	1,920	0
Transportation Enhancement	2,000	500	2,500	2,500	0
Local Only	0	33,477	33,477	33,477	0
Total	59,295	44,035	103,330	103,330	0

FHWA Financial Constraint – FFY 2012

FFY 2012	Federal Funds Available for Oahu (x\$1000)	Local Funds (x\$1000)	Total Sources (x\$1000)	Total Uses (x\$1000)	Funds Balance (x\$1000)
Bridge Off-System	1,200	300	1,500	1,500	0
Bridge On/Off-System	1,274	318	1,592	1,592	0
CMAQ	838	0	838	838	0
Earmark High Priority	1,600	440	2,040	2,040	0
Highway Safety Improvement Program	11,691	10,298	21,989	21,989	0
Interstate Maintenance	1,520	380	1,900	1,900	0
Interstate Maintenance Discretionary	0	0	0	0	0
National Highway System	4,086	772	4,858	4,858	0
Recreational Trails Program	287	72	359	359	0
STP Flexible	17,673	2,950	20,623	20,623	0
Transfer from FTA to FHWA	2,062	0	2,062	2,062	0
Transportation Enhancement	7,440	1,860	9,300	9,300	0
Local Only	0	5,777	5,777	5,777	0
Total	49,671	23,167	72,838	72,838	0

FHWA Financial Constraint – FFY 2013

FFY 2013	Federal Funds Available for Oahu (x\$1000)	Local Funds (x\$1000)	Total Sources (x\$1000)	Total Uses (x\$1000)	Funds Balance (x\$1000)
Bridge Off-System	800	200	1,000	1,000	0
Bridge On/Off-System	757	189	946	946	0
CMAQ	685	0	685	685	0
Earmark High Priority	0	0	0	0	0
Highway Safety Improvement Program	7,100	-6,100	1,000	1,000	0
Interstate Maintenance	1,520	380	1,900	1,900	0
Interstate Maintenance Discretionary	4,300	500	4,800	4,800	0
National Highway System	64,430	80,020	144,450	144,450	0
Recreational Trails Program	287	72	359	359	0
STP Flexible	18,090	11,591	29,681	29,681	0
Transfer from FTA to FHWA	2,215	0	2,215	2,215	0
Transportation Enhancement	80	20	100	100	0
Local Only	0	1505	1,505	1,505	0
Total	100,264	88,377	188,641	188,641	0

FHWA Financial Constraint – FFY 2014

FFY 2014	Federal Funds Available for Oahu (x\$1000)	Local Funds (x\$1000)	Total Sources (x\$1000)	Total Uses (x\$1000)	Funds Balance (x\$1000)
Bridge Off-System	2,000	500	2,500	2,500	0
Bridge On/Off-System	2,720	680	3,400	3,400	0
CMAQ	521	0	521	521	0
Earmark High Priority	200	50	250	250	0
Highway Safety Improvement Program	900	100	1,000	1,000	0
Interstate Maintenance	10,316	2,464	12,780	12,780	0
Interstate Maintenance Discretionary	0	0	0	0	0
National Highway System	64,280	-32,930	31,350	31,350	0
Recreational Trails Program	287	72	359	359	0
STP Flexible	12,000	11,786	23,786	23,786	0
Transfer from FTA to FHWA	2,379	0	2,379	2,379	0
Transportation Enhancement	1,920	480	2,400	2,400	0
Local Only	0	46,055	46,055	46,055	0
Total	97,523	29,257	126,780	126,780	0

The FTA program for Oahu is financially constrained, as demonstrated in the following tables.

FTA Financial Constraint (City and County of Honolulu Projects) – FFY 2011

FFY 2011	Estimated Federal Funds Available for Oahu (x\$1000)	Local Funds (x\$1000)	Total Sources (x\$1000)	Total Uses (x\$1000)	Federal Funds Balance (x\$1000)
§5307 Urbanized Area Formula*	36,238	25,983	62,221	62,221	0
§5309 Bus Capital**	1,157	436	1,593	1,593	0
§5309 Fixed Guideway Modernization	2,138	1,162	3,300	3,300	0
§5309 New Starts	80,000	405,000	485,000	485,000	0
§5316 JARC Urban	397	99	496	496	0
§5317 New Freedom Urban	268	208	476	476	0
Local Funds Only	0	406	406	406	0
FTA Total	120,198	433,294	553,492	553,492	0

*Includes §5340 Growing States and High Density States Formula Program apportionment and TIGGER II Grant

**An anticipated request from Congress and not a formula fund

FTA Financial Constraint (City and County of Honolulu Projects) – FFY 2012

FFY 2012	Estimated Federal Funds Available for Oahu (x\$1000)	Local Funds (x\$1000)	Total Sources (x\$1000)	Total Uses (x\$1000)	Federal Funds Balance (x\$1000)
§5307 Urbanized Area Formula*	1,990	0	1,990	1,990	0
§5309 Bus Capital**	1,327	483	1,810	1,810	0
§5309 Fixed Guideway Modernization	2,168	467	2,635	2,635	0
§5309 New Starts	200,000	426,970	626,970	626,970	0
§5316 JARC Urban	385	234	619	619	0
§5317 New Freedom Urban	242	238	480	480	0
Local Funds Only	0	157,865	157,865	157,865	0
FTA Total	206,112	586,257	792,369	792,369	0

*Includes §5340 Growing States and High Density States Formula Program apportionment and TIGGER II Grant

**An anticipated request from Congress and not a formula fund

FTA Financial Constraint (City and County of Honolulu Projects) – FFY 2013

FFY 2013	Estimated Federal Funds Available for Oahu (x\$1000)	Local Funds (x\$1000)	Total Sources (x\$1000)	Total Uses (x\$1000)	Federal Funds Balance (x\$1000)
§5307 Urbanized Area Formula*	33,023	92,200	125,223	125,223	0
§5309 Bus Capital**	23,458	5,864	29,322	29,322	0
§5309 Fixed Guideway Modernization	2,183	629	2,812	2,812	0
§5309 New Starts	250,000	743,800	993,800	993,800	0
§5316 JARC Urban	394	232	626	626	0
§5317 New Freedom Urban	253	254	507	507	0
Local Funds Only	0	70,484	70,484	70,484	0
FTA Total	309,311	913,463	1,222,774	1,222,774	0

*Includes §5340 Growing States and High Density States Formula Program apportionment

**An anticipated request from Congress and not a formula fund

FTA Financial Constraint (City and County of Honolulu Projects) – FFY 2014

FFY 2014	Estimated Federal Funds Available for Oahu (x\$1000)	Local Funds (x\$1000)	Total Sources (x\$1000)	Total Uses (x\$1000)	Federal Funds Balance (x\$1000)
§5307 Urbanized Area Formula*	33,103	79,199	112,302	112,302	0
§5309 Bus Capital**	23,469	5,868	29,337	29,337	0
§5309 Fixed Guideway Modernization	2,198	595	2,793	2,793	0
§5309 New Starts	250,000	638,801	888,801	888,801	0
§5316 JARC Urban	414	242	656	656	0
§5317 New Freedom Urban	267	267	534	534	0
Local Funds Only	0	71,449	71,449	71,449	0
FTA Total	309,451	796,421	1,105,872	1,105,872	0

*Includes §5340 Growing States and High Density States Formula Program apportionment

**An anticipated request from Congress and not a formula fund

FTA Financial Constraint (State of Hawaii Projects) – FFY 2011

FFY 2011	Estimated Federal Funds Available for Oahu (x\$1000)	Local Funds (x\$1000)	Total Sources (x\$1000)	Total Uses (x\$1000)	Federal Funds Balance (x\$1000)
§5316 JARC Small Urban	140	35	175	175	0
§5317 New Freedom Small Urban	115	29	144	144	0
FTA Total	255	64	319	319	0

This report was funded in part through grants from the Federal Highway Administration and Federal Transit Administration, U.S. Department of Transportation. The views and opinions of the agency expressed herein do not necessarily state or reflect those of the U.S. Department of Transportation.