

**FEDERAL FISCAL YEARS 2008 - 2011
TRANSPORTATION IMPROVEMENT PROGRAM**

**REVISION #18
AMENDMENT**

January 2010



Oahu Metropolitan Planning Organization
707 Richards Street, Suite 200
Honolulu, Hawaii 96813-4623
(808) 587-2015
www.OahuMPO.org

ABBREVIATIONS

OVERALL ABBREVIATIONS

DTS	City and County of Honolulu Department of Transportation Services
FHWA	Federal Highway Administration
FTA	Federal Transit Administration
FY	Fiscal Year (Federal: October - September)
HDOT	Hawaii Department of Transportation
OahuMPO	Oahu Metropolitan Planning Organization
SAFETEA-LU	Safe, Accountable, Flexible, Efficient Transportation Equity Act – A Legacy for Users
STIP	Statewide Transportation Improvement Program
TIP	Transportation Improvement Program

ABBREVIATIONS USED IN PROJECT LISTING

FHWA Funding Categories

ARRA-09	2009 American Recovery & Reinvestment Act
Bridge Off	Bridge Off-System
Bridge On	Bridge On-System
CMAQ	Congestion Mitigation and Air Quality Improvement Program
H-3 Discret	Discretionary Funds
Earmark HP	Earmark High Priority
Enhance	Transportation Enhancement
FHWA X-fer	Transfer from FTA to FHWA
HSIP	Highway Safety Improvement Program
IM	Interstate Maintenance
IM Discret	Interstate Maintenance Discretionary Program
NHS	National Highway System
Section 115	Earmark Section 115
STP Flex	Surface Transportation Program Flexible

FTA Funding Categories

ARRA-09 TCA	2009 American Recovery & Reinvestment Act Transit Capital Assistance
§5307	Urbanized Area Formula Program
§5309	Bus and Bus-Related Facilities
§5309 BC	Bus and Bus-Related Facilities
§5309 Ferry	New Starts (Ferry Allocation)
§5309 FGM	Fixed Guideway Modernization
§5309 NS	New Starts
§5316	Job Access and Reverse Commute (JARC)
§5317	New Freedom
§5337	Fixed Guideway Infrastructure Apportionments
§5340	Growing States and High Density States Formula Program

Locally Funded Categories

Local Only	Funded with State or City Funds
------------	---------------------------------

Project Phases

ADVCON	Advance Construction (financing technique)
CON	Construction
DES	Design
EQP	Equipment
INSP	Inspection
OPR	Operations
PLN	Planning
PREROW	Pre-Right-of-Way
REL	Relocation
ROW	Right-of-Way

**REVISION #18
Amendment**

This revision is an amendment. Amendments require OahuMPO Policy Committee approval, a review by the Technical Advisory Committee, and the solicitation of public comments. Refer to Chapter 10 of the TIP for additional details.

PROJECT NUMBER	PROJECT NAME <i>(Sorted by Project Name)</i>	REVISION DETAILS
FHWA - Funded Projects		
<u>State of Hawaii - Sponsored Projects</u>		
S109	Interstate Route H-1, Rehabilitation, Eastbound, Waiiau Interchange to Kaimakani Bridge	Deleted project from the 4-year TIP and the 2-year illustrative period. ARRA funds are not available for this project. At \$57 million, this project cannot be funded with local funds or existing federal aid funds.
S32	Interstate Route H-1, Seismic Retrofit, Pali Highway (Route 61) Overpass, Ramp and Pali Highway - Nuuanu Avenue Separation	Advanced CON from FFY 2012 (outside of the 4-year TIP) to FFY 2010. Designated the project as an ARRA backup project.
S38	Interstate Route H-3, Seismic Retrofit, Mokapu Boulevard (Route 65) Interchange	Advanced CON from FFY 2013 (outside of the 4-year TIP) to FFY 2010. Designated the project as an ARRA backup project.
S42	Kalaniana'ole Highway (Route 72), Bicycle Improvements, Waimanalo Beach Park to the Makai Pier.	Changed the terminus to the Makai Pier (originally Makapuu). Changed the funding category from NHS to STP Enhancement. Designated project as an ARRA backup.
S60	Kamehameha Highway, Bridge Replacement, Kaluanui Stream Bridge	Deferred and inflated (by 4% per year) PREROW from FFY 2011 to 2012. Inflated PREROW by \$4,000. There is not enough design complete to begin ROW activities.
S54	Kamehameha Highway, Bridge Replacement, Waikane Stream Bridge	Changed project scope from bridge rehabilitation to bridge replacement.
S99	Kamehameha Highway, Safety Improvements, Vicinity of Makao Road to the Vicinity of Haleaha Road	Changed the project limits from "Kaluanui Bridge to Puhuli Road" to "vicinity of Makao Road to the vicinity of Haleaha Road." Deferred and inflated CON from FFY 2010 to FFY 2012. Increased CON by \$900,000. DES has just begun; the deferral reflects the latest DES completion schedule.
<u>City and County of Honolulu - Sponsored Projects</u>		
C38	Bicycle Projects	Added new project.
C39	Upgrade Pedestrian Signals at Various Locations	Added new project.

S109 Interstate Route H-1, Rehabilitation, Eastbound, Waiiu Interchange to Kaimakani Bridge



TIP Revision #18 Details:

Deleted project from the 4-year TIP and the 2-year illustrative period. ARRA funds are not available for this project. At \$57 million, this project cannot be funded with local funds or existing federal aid funds.

Project Description:

This is a possible ARRA-09 discretionary project. If ARRA-09 discretionary funding is available, construction will be advanced as appropriate. Reconstruct asphalt pavement and Portland Cement Concrete (PCC) pavement; lift existing PCC pavement; install micropiles, drilled shafts, guardrail, highway lighting, signs, communication conduits and pullboxes, and pavement markings; upgrade drainage grates, bridge railings, and end posts; repair spalling on bridge parapet; relocate drainline; clean existing culverts; and provide traffic control.

Neighborhood(s): Pearl City, Aiea

Estimated Total Project Cost: \$67,200,000

Project Sponsor: State of Hawaii (FHWA Funded)

Agency Responsible for Carrying Out Project/Phase:
Hawaii Department of Transportation

Phase	FOR INFORMATION ONLY																		Funding Category
	FFY 2008			FFY 2009			FFY 2010			FFY 2011			FFY 2012			FFY 2013			
	Total (x\$1000)	Federal (x\$1000)	Local (x\$1000)	Total (x\$1000)	Federal (x\$1000)	Local (x\$1000)	Total (x\$1000)	Federal (x\$1000)	Local (x\$1000)	Total (x\$1000)	Federal (x\$1000)	Local (x\$1000)	Total (x\$1000)	Federal (x\$1000)	Local (x\$1000)	Total (x\$1000)	Federal (x\$1000)	Local (x\$1000)	
CON	0	0	0	0	0	0	0	0	0	0	0	0	0	0	0	0	0	0	N/A

S32 Interstate Route H-1, Seismic Retrofit, Pali Highway (Route 61) Overpass, Ramp and Pali Highway - Nuuanu Avenue Separation



TIP Revision #18 Details:

Advanced CON from FFY 2012 (outside of the 4-year TIP) to FFY 2010. Designated the project as an ARRA backup project.

Project Description:

This is an ARRA backup project. Retrofit interchange structure to meet current seismic standards.

Neighborhood(s): Nuuanu-Punchbowl, Downtown

Estimated Total Project Cost: \$4,250,000

Project Sponsor: State of Hawaii (FHWA Funded)

Agency Responsible for Carrying Out Project/Phase:
Hawaii Department of Transportation

Phase	FFY 2008			FFY 2009			FFY 2010			FFY 2011			FOR INFORMATION ONLY						Funding Category	
	Total	Federal	Local	Total	Federal	Local	Total	Federal	Local	Total	Federal	Local	FFY 2012			FFY 2013				
	(x\$1000)	(x\$1000)	(x\$1000)	(x\$1000)	(x\$1000)	(x\$1000)	(x\$1000)	(x\$1000)	(x\$1000)	(x\$1000)	(x\$1000)	(x\$1000)	Total	Federal	Local	Total	Federal	Local		
CON	0	0	0	0	0	0	3,500	0	3,500	0	0	0	0	0	0	0	0	0	0	Local Only

S38 Interstate Route H-3, Seismic Retrofit, Mokapu Boulevard (Route 65) Interchange



TIP Revision #18 Details:

Advanced CON from FFY 2013 (outside of the 4-year TIP) to FFY 2010. Designated the project as an ARRA backup project.

Project Description:

This is an ARRA backup project. Retrofit the interchange structure to meet current seismic standards.

Neighborhood(s): Mokapu, Kailua

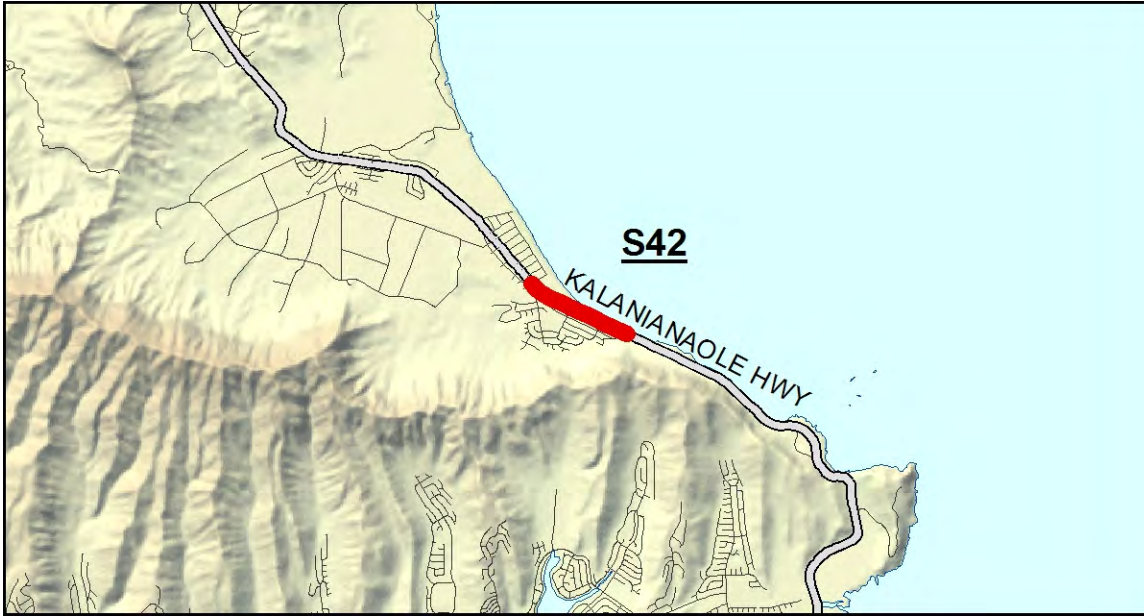
Estimated Total Project Cost: \$3,500,000

Project Sponsor: State of Hawaii (FHWA Funded)

Agency Responsible for Carrying Out Project/Phase:
Hawaii Department of Transportation

Phase	FFY 2008			FFY 2009			FFY 2010			FFY 2011			FOR INFORMATION ONLY						Funding Category	
	Total	Federal	Local	Total	Federal	Local	Total	Federal	Local	Total	Federal	Local	FFY 2012			FFY 2013				
	(x\$1000)	(x\$1000)	(x\$1000)	(x\$1000)	(x\$1000)	(x\$1000)	(x\$1000)	(x\$1000)	(x\$1000)	(x\$1000)	(x\$1000)	(x\$1000)	Total	Federal	Local	Total	Federal	Local		
CON	0	0	0	0	0	0	2,800	0	2,800	0	0	0	0	0	0	0	0	0	0	Local Only

S42 Kalaniana'ole Highway (Route 72), Bicycle Improvements, Waimanalo Beach Park to the Makai Pier.



TIP Revision #18 Details:

Changed the terminus to the Makai Pier (originally Makapuu).
 Changed the funding category from NHS to STP Enhancement.
 Designated project as an ARRA backup.

Project Description:

This is an ARRA backup project. Improve bike route on Kalaniana'ole Highway, from Waimanalo Beach Park to the Makai Pier.

Neighborhood(s): Waimanalo

Estimated Total Project Cost: \$2,833,000

Project Sponsor: State of Hawaii (FHWA Funded)

Agency Responsible for Carrying Out Project/Phase:
 Hawaii Department of Transportation

Phase	FFY 2008			FFY 2009			FFY 2010			FFY 2011			FOR INFORMATION ONLY						Funding Category	
	Total	Federal	Local	Total	Federal	Local	Total	Federal	Local	Total	Federal	Local	FFY 2012			FFY 2013				
	(x\$1000)	(x\$1000)	(x\$1000)	(x\$1000)	(x\$1000)	(x\$1000)	(x\$1000)	(x\$1000)	(x\$1000)	(x\$1000)	(x\$1000)	(x\$1000)	Total	Federal	Local	Total	Federal	Local		
CON	0	0	0	0	0	0	250	200	50	0	0	0	0	0	0	0	0	0	0	Earmark HP
CON	0	0	0	0	0	0	2,128	1,702	426	0	0	0	0	0	0	0	0	0	0	Enhance

S60 Kamehameha Highway, Bridge Replacement, Kaluanui Stream Bridge



TIP Revision #18 Details:

Deferred and inflated (by 4% per year) PREROW from FFY 2011 to 2012. Inflated PREROW by \$4,000. There is not enough design complete to begin ROW activities.

Project Description:

Replace the existing bridge on Kamehameha Highway (Route 83). This is an illustrative project (i.e., it is not funded in the 4-year TIP).

Neighborhood(s): Koolauloa

Estimated Total Project Cost: \$10,504,000

Project Sponsor: State of Hawaii (FHWA Funded)

Agency Responsible for Carrying Out Project/Phase:
Hawaii Department of Transportation

Phase	FFY 2008			FFY 2009			FFY 2010			FFY 2011			FOR INFORMATION ONLY						Funding Category
	Total	Federal	Local	Total	Federal	Local	Total	Federal	Local	Total	Federal	Local	FFY 2012			FFY 2013			
	(x\$1000)	(x\$1000)	(x\$1000)	(x\$1000)	(x\$1000)	(x\$1000)	(x\$1000)	(x\$1000)	(x\$1000)	(x\$1000)	(x\$1000)	(x\$1000)	Total	Federal	Local	Total	Federal	Local	
PREROW	0	0	0	0	0	0	0	0	0	0	0	0	104	83	21	0	0	0	Bridge On
ROW	0	0	0	0	0	0	0	0	0	0	0	0	630	504	126	0	0	0	Bridge On
CON	0	0	0	0	0	0	0	0	0	0	0	0	8,840	7,072	1,768	0	0	0	Bridge On

S54 Kamehameha Highway, Bridge Replacement, Waikane Stream Bridge



TIP Revision #18 Details:

Changed project scope from bridge rehabilitation to bridge replacement.

Project Description:

Replace the existing 44-foot long bridge on Kamehameha Highway. The new bridge will be strengthened and wider than the existing bridge to meet current standards.

Neighborhood(s): Kahaluu

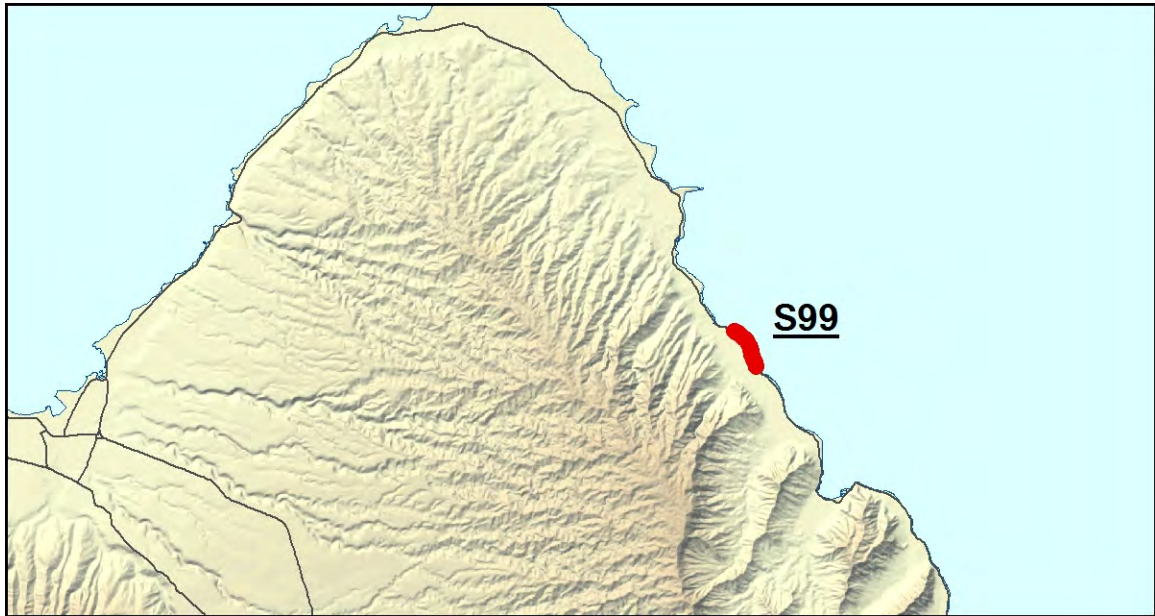
Estimated Total Project Cost: \$3,690,000

Project Sponsor: State of Hawaii (FHWA Funded)

Agency Responsible for Carrying Out Project/Phase:
Hawaii Department of Transportation

Phase	FFY 2008			FFY 2009			FFY 2010			FFY 2011			FOR INFORMATION ONLY						Funding Category	
													FFY 2012			FFY 2013				
	Total (x\$1000)	Federal (x\$1000)	Local (x\$1000)	Total (x\$1000)	Federal (x\$1000)	Local (x\$1000)	Total (x\$1000)	Federal (x\$1000)	Local (x\$1000)	Total (x\$1000)	Federal (x\$1000)	Local (x\$1000)	Total (x\$1000)	Federal (x\$1000)	Local (x\$1000)	Total (x\$1000)	Federal (x\$1000)	Local (x\$1000)		
DES	602	450	152	0	0	0	0	0	0	0	0	0	0	0	0	0	0	0	0	Bridge On
ROW	0	0	0	0	0	0	0	0	0	240	190	50	0	0	0	0	0	0	0	Bridge On

S99 Kamehameha Highway, Safety Improvements, Vicinity of Makao Road to the Vicinity of Haleaha Road



TIP Revision #18 Details:

Changed the project limits from "Kaluanui Bridge to Puhuli Road" to "vicinity of Makao Road to the vicinity of Haleaha Road." Deferred and inflated CON from FFY 2010 to FFY 2012. Increased CON by \$900,000. DES has just begun; the deferral reflects the latest DES completion schedule.

Project Description:

Remove existing shoulder rumble strips and replace with new milled rumble strips on centerline and shoulders, pavement markings, striping, and signage along Kamehameha Highway (Route 83), from the vicinity of Makao Road to the vicinity of Haleaha Road.

Neighborhood(s): Koolauloa

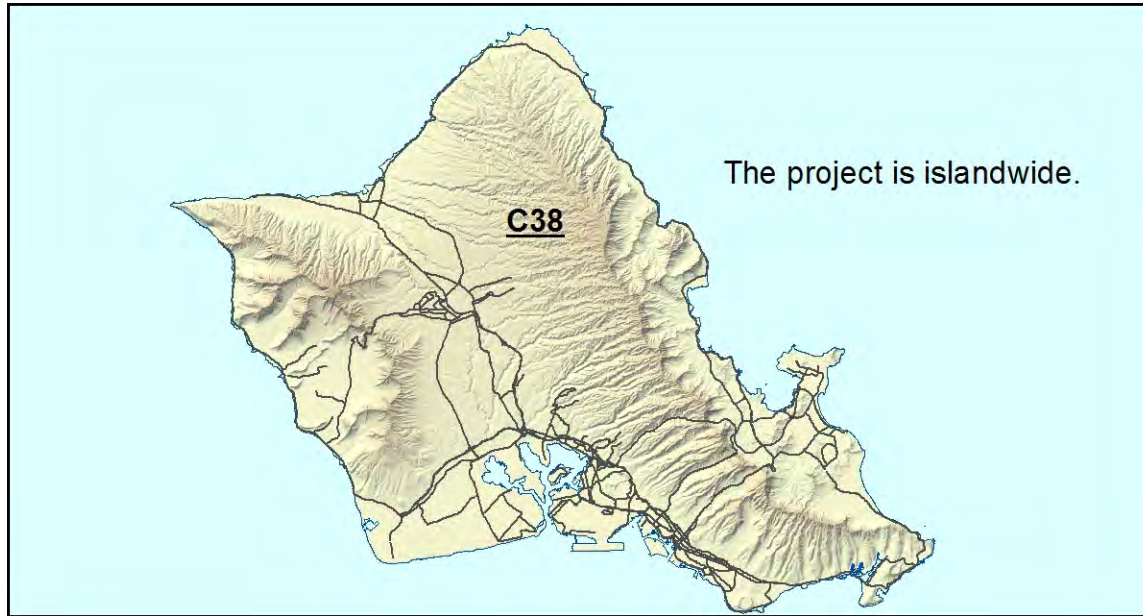
Estimated Total Project Cost: \$1,500,000

Project Sponsor: State of Hawaii (FHWA Funded)

Agency Responsible for Carrying Out Project/Phase:
Hawaii Department of Transportation

Phase	FFY 2008			FFY 2009			FFY 2010			FFY 2011			FOR INFORMATION ONLY						Funding Category	
	Total	Federal	Local	Total	Federal	Local	Total	Federal	Local	Total	Federal	Local	FFY 2012			FFY 2013				
	(x\$1000)	(x\$1000)	(x\$1000)	(x\$1000)	(x\$1000)	(x\$1000)	(x\$1000)	(x\$1000)	(x\$1000)	(x\$1000)	(x\$1000)	(x\$1000)	Total	Federal	Local	Total	Federal	Local		
DES	70	45	25	0	0	0	0	0	0	0	0	0	0	0	0	0	0	0	0	HSIP
CON	0	0	0	0	0	0	0	0	0	0	0	0	1,200	1,080	120	0	0	0	0	HSIP

C38 Bicycle Projects



TIP Revision #18 Details:

Added new project.

Project Description:

To implement projects recommended in the City's updated Oahu Bike Plan. The project involves the development of new projects and the upgrading of existing bicycle facilities.

Neighborhood(s): Various Locations

Estimated Total Project Cost: \$6,435,000

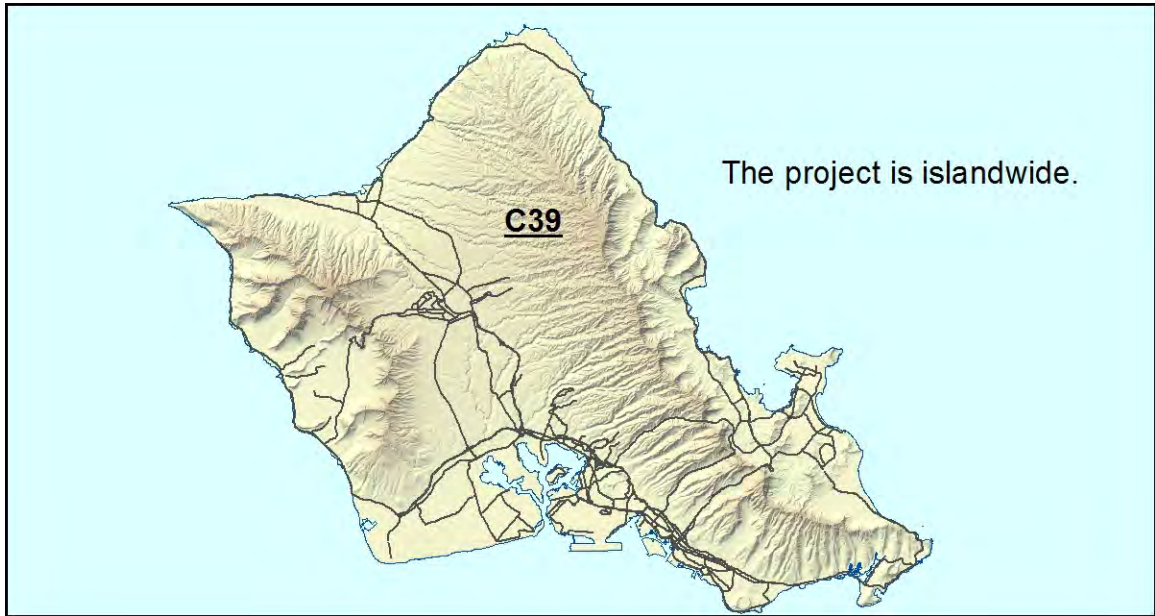
Project Sponsor: City and County of Honolulu (FHWA Funded)

Agency Responsible for Carrying Out Project/Phase:

City Department of Transportation Services

Phase	FFY 2008			FFY 2009			FFY 2010			FFY 2011			FOR INFORMATION ONLY						Funding Category
	Total	Federal	Local	Total	Federal	Local	Total	Federal	Local	Total	Federal	Local	FFY 2012			FFY 2013			
	(x\$1000)	(x\$1000)	(x\$1000)	(x\$1000)	(x\$1000)	(x\$1000)	(x\$1000)	(x\$1000)	(x\$1000)	(x\$1000)	(x\$1000)	(x\$1000)	Total	Federal	Local	Total	Federal	Local	
PLN	0	0	0	100	0	100	40	0	40	50	0	50	100	0	100	100	0	100	STP Flex
DES	0	0	0	290	0	290	150	0	150	50	0	50	300	0	300	300	0	300	STP Flex
ROW	0	0	0	1	0	1	0	0	0	50	0	50	1	0	1	1	0	1	STP Flex
CON	0	0	0	600	0	600	960	0	960	2,132	1,556	576	600	0	600	600	0	600	STP Flex
EQP		0		10	0	10	0	0	0	0	0	0	0	0	0	0	0	0	STP Flex

C39 Upgrade Pedestrian Signals at Various Locations



TIP Revision #18 Details:

Added new project.

Project Description:

To expedite the City's 5-year plan to retrofit and upgrade the City's pedestrian signals with new light-emitting diode (LED) countdown signals and associated hardware.

Neighborhood(s): Various Locations

Estimated Total Project Cost: \$3,284,000

Project Sponsor: City and County of Honolulu (FHWA Funded)

Agency Responsible for Carrying Out Project/Phase:

City Department of Transportation Services

Phase	FFY 2008			FFY 2009			FFY 2010			FFY 2011			FOR INFORMATION ONLY						Funding Category
	Total	Federal	Local	Total	Federal	Local	Total	Federal	Local	Total	Federal	Local	FFY 2012			FFY 2013			
	(x\$1000)	(x\$1000)	(x\$1000)	(x\$1000)	(x\$1000)	(x\$1000)	(x\$1000)	(x\$1000)	(x\$1000)	(x\$1000)	(x\$1000)	(x\$1000)	Total	Federal	Local	Total	Federal	Local	
DES	0	0	0	0	0	0	30	0	30	30	0	30	30	0	30	10	0	10	STP Flex
CON	0	0	0	420	0	420	1,052	652	400	1,212	962	250	400	0	400	100	0	100	STP Flex

FYs 2008-2011 TIP REVISION #18 FUNDING SUMMARY

										FOR INFORMATION ONLY								
	FFY 2008			FFY 2009			FFY 2010			FFY 2011			FFY 2012			FFY 2013		
	TOTAL (x\$1000)	FEDERAL (x\$1000)	LOCAL (x\$1000)	TOTAL (x\$1000)	FEDERAL (x\$1000)	LOCAL (x\$1000)	TOTAL (x\$1000)	FEDERAL (x\$1000)	LOCAL (x\$1000)	TOTAL (x\$1000)	FEDERAL (x\$1000)	LOCAL (x\$1000)	TOTAL (x\$1000)	FEDERAL (x\$1000)	LOCAL (x\$1000)	TOTAL (x\$1000)	FEDERAL (x\$1000)	LOCAL (x\$1000)
FHWA-FUNDED PROJECTS																		
<u>State of Hawaii - Sponsored Projects</u>																		
As of Revision #17	47,691	38,977	8,714	170,787	146,910	23,877	130,553	49,696	80,857	145,318	49,100	96,218	177,525	182,312	(4,787)	144,564	167,320	(22,756)
Revision #18 Changes	0	0	0	0	0	0	(51,200)	(270)	(50,930)	(100)	(80)	(20)	(2,482)	(1,866)	(616)	(3,016)	(2,413)	(603)
Total as of Revision #18	47,691	38,977	8,714	170,787	146,910	23,877	79,353	49,426	29,927	145,218	49,020	96,198	175,043	180,446	(5,403)	141,548	164,907	(23,359)
<u>C&C of Honolulu - Sponsored Projects</u>																		
As of Revision #17	18,043	9,516	8,527	28,460	19,540	8,920	45,149	31,239	13,910	28,639	19,813	8,826	67,108	24,663	42,445	107,328	51,291	56,037
Revision #18 Changes	0	0	0	1,421	0	1,421	2,232	652	1,580	3,524	2,518	1,006	1,431	0	1,431	1,111	0	1,111
Total as of Revision #18	18,043	9,516	8,527	29,881	19,540	10,341	47,381	31,891	15,490	32,163	22,331	9,832	68,539	24,663	43,876	108,439	51,291	57,148
TOTAL FHWA	65,734	48,493	17,241	200,668	166,450	34,218	126,734	81,317	45,417	177,381	71,351	106,030	243,582	205,109	38,473	249,987	216,198	33,789
FTA-FUNDED PROJECTS																		
<u>State of Hawaii - Sponsored Projects</u>																		
As of Revision #17	0	0	0	0	0	0	0	0	0	163	126	37	172	133	39	179	139	40
Revision #18 Changes	0	0	0	0	0	0	0	0	0	0	0	0	0	0	0	0	0	0
Total as of Revision #18	0	0	0	0	0	0	0	0	0	163	126	37	172	133	39	179	139	40
<u>C&C of Honolulu - Sponsored Projects</u>																		
As of Revision #17	163,065	39,073	123,992	116,488	80,231	36,257	1,321,814	70,479	1,251,335	2,060,394	235,777	1,824,617	669,715	238,384	431,331	594,760	238,154	356,606
Revision #18 Changes	0	0	0	0	0	0	0	0	0	0	0	0	0	0	0	0	0	0
Total as of Revision #18	163,065	39,073	123,992	116,488	80,231	36,257	1,321,814	70,479	1,251,335	2,060,394	235,777	1,824,617	669,715	238,384	431,331	594,760	238,154	356,606
TOTAL FTA	163,065	39,073	123,992	116,488	80,231	36,257	1,321,814	70,479	1,251,335	2,060,557	235,903	1,824,654	669,887	238,517	431,370	594,939	238,293	356,646

FHWA REGULAR FORMULA FUNDS PROGRAMMED

FOR INFORMATION ONLY

	FFY 2008 (x\$1000)	FFY 2009 (x\$1000)	FFY 2010 (x\$1000)	FFY 2011 (x\$1000)	FFY 2012 (x\$1000)	FFY 2013 (x\$1000)
--	-----------------------	-----------------------	-----------------------	-----------------------	-----------------------	-----------------------

FHWA-FUNDED PROJECTS

State of Hawaii-Sponsored Projects

ARRA-09	0	26,860	0	0	0	0
Bridge On	3,359	36,862	32,101	370	33,776	40,618
CMAQ	6,053	5,921	1,113	980	838	685
Earmark HP	0	0	200	1,606	0	0
Enhance	0	0	2,302	3,328	2,163	2,974
FHWA X-fer	1,164	1,201	1,548	1,920	2,062	2,215
H-3 Discret	0	0	1,620	0	0	0
HSIP	196	1,865	562	4,640	1,080	866
IM	3,302	16,007	3,048	3,320	56,166	32,326
IM Discret	0	0	0	900	0	0
NHS	24,903	50,406	2,532	31,956	78,059	85,223
Section 115	0	0	4,000	0	0	0
STP Flex	0	7,788	400	0	6,302	0
State of Hawaii - FHWA Total	38,977	146,910	49,426	49,020	180,446	164,907

City and County of Honolulu-Sponsored Projects

ARRA-09	0	7,200	12,000	0	0	0
Bridge Off	560	640	640	720	1,200	800
Enhance	0	0	373	0	0	0
STP Flex	8,956	11,700	18,878	21,611	23,463	50,491
City and County of Honolulu - FHWA Total	9,516	19,540	31,891	22,331	24,663	51,291

FHWA TOTAL	48,493	166,450	81,317	71,351	205,109	216,198
-------------------	---------------	----------------	---------------	---------------	----------------	----------------

Less Discretionary Funds, etc.	0	0	(5,820)	(2,506)	0	0
Less ARRA-09 Funds	0	(34,060)	(12,000)	0	0	0
Less FTA Transfer Funds	(1,164)	(1,201)	(1,548)	(1,920)	(2,062)	(2,215)

FHWA REGULAR FORMULA FUNDS TOTAL	47,329	131,189	61,949	66,925	203,047	213,983
---	---------------	----------------	---------------	---------------	----------------	----------------

FINANCIAL PLAN
FYs 2008-2011 TIP as of Revision #18

The FHWA program is financially constrained, as demonstrated in the following tables. The amount of FHWA funds estimated to be available for projects on Oahu is determined through a cooperative agreement between OahuMPO, HDOT, and DTS. Information on the revenues estimated to be available for the entire State of Hawaii is available in the HDOT's FYs 2008-2011 STIP, as revised. Refer to Chapter 13 of the TIP for additional information on FHWA and FTA funding sources.

FHWA Financial Constraint – FY 2008

FY 2008	Federal Funds Available for Oahu (x\$1000)	Local Funds (x\$1000)	Total Sources (x\$1000)	Total Uses (x\$1000)	Funds Balance (x\$1000)
ARRA-09	0	0	0	0	0
Bridge Off-System	560	140	700	700	0
Bridge On-System	3,359	9,980	13,339	13,339	0
CMAQ	6,053	1,186	7,239	7,239	0
Discretionary Funds	0	0	0	0	0
Earmark High Priority	0	0	0	0	0
Earmark Section 115	0	0	0	0	0
Highway Safety Improvement Program	196	77	273	273	0
Interstate Maintenance	3,302	923	4,225	4,225	0
Interstate Maintenance Discretionary	0	0	0	0	0
National Highway System	24,903	(3,652)	21,251	21,251	0
STP Flexible	8,956	7,714	16,670	16,670	0
Transfer from FTA to FHWA	1,164	0	1,164	1,164	0
Transportation Enhancement	0	0	0	0	0
Local Only	0	873	873	873	0
Total	48,493	17,241	65,734	65,734	0

FHWA Financial Constraint – FY 2009

FY 2009	Federal Funds Available for Oahu (x\$1000)	Local Funds (x\$1000)	Total Sources (x\$1000)	Total Uses (x\$1000)	Funds Balance (x\$1000)
ARRA-09	34,060	0	34,060	34,060	0
Bridge Off-System	640	160	800	800	0
Bridge On-System	36,862	9,223	46,085	46,085	0
CMAQ	5,921	1,000	6,921	6,921	0
Discretionary Funds	0	0	0	0	0
Earmark High Priority	0	0	0	0	0
Earmark Section 115	0	0	0	0	0
Highway Safety Improvement Program	1,865	235	2,100	2,100	0
Interstate Maintenance	16,007	2,223	18,230	18,230	0
Interstate Maintenance Discretionary	0	0	0	0	0
National Highway System	50,406	9,081	59,487	59,487	0
STP Flexible	19,488	12,238	31,726	31,726	0
Transfer from FTA to FHWA	1,201	0	1,201	1,201	0
Transportation Enhancement	0	0	0	0	0
Local Only	0	58	58	58	0
Total	166,450	34,218	200,668	200,668	0

FHWA Financial Constraint – FY 2010

FY 2010	Estimated Federal Funds Available for Oahu (x\$1000)	Local Funds (x\$1000)	Total Sources (x\$1000)	Total Uses (x\$1000)	Funds Balance (x\$1000)
ARRA-09	12,000	0	12,000	12,000	0
Bridge Off-System	640	160	800	800	0
Bridge On-System	32,101	4,524	36,625	36,625	0
CMAQ	1,113	0	1,113	1,113	0
Discretionary Funds	1,620	180	1,800	1,800	0
Earmark High Priority	200	50	250	250	0
Earmark Section 115	4,000	0	4,000	4,000	0
Highway Safety Improvement Program	562	62	624	624	0
Interstate Maintenance	3,048	512	3,560	3,560	0
Interstate Maintenance Discretionary	0	0	0	0	0
National Highway System	2,532	493	3,025	3,025	0
STP Flexible	19,278	15,138	34,416	34,416	0
Transfer from FTA to FHWA	1,548	0	1,548	1,548	0
Transportation Enhancement	2,675	863	3,538	3,538	0
Local Only	0	23,435	23,435	23,435	0
Total	81,317	45,417	126,734	126,734	0

FHWA Financial Constraint – FY 2011

FY 2011	Estimated Federal Funds Available for Oahu (x\$1000)	Local Funds (x\$1000)	Total Sources (x\$1000)	Total Uses (x\$1000)	Funds Balance (x\$1000)
ARRA-09	0	0	0	0	0
Bridge Off-System	720	180	900	900	0
Bridge On-System	370	95	465	465	0
CMAQ	980	0	980	980	0
Discretionary Funds	0	0	0	0	0
Earmark High Priority	1,606	403	2,009	2,009	0
Earmark Section 115	0	0	0	0	0
Highway Safety Improvement Program	4,640	1,160	5,800	5,800	0
Interstate Maintenance	3,320	580	3,900	3,900	0
Interstate Maintenance Discretionary	900	100	1,000	1,000	0
National Highway System	31,956	91,688	123,644	123,644	0
STP Flexible	21,611	9,559	31,170	31,170	0
Transfer from FTA to FHWA	1,920	0	1,920	1,920	0
Transportation Enhancement	3,328	832	4,160	4,160	0
Local Only	0	1,433	1,433	1,433	0
Total	71,351	106,030	177,381	177,381	0

The State of Hawaii's FTA program for Oahu is financially constrained, as demonstrated in the following tables.

FTA Financial Constraint (State of Hawaii Projects) – FY 2008

FY 2008	Federal Funds Available for Oahu (x\$1000)	Local Funds (x\$1000)	Total Sources (x\$1000)	Total Uses (x\$1000)	Federal Funds Balance (x\$1000)
§5316 (JARC) Small Urban	0	0	0	0	0
§5317 (New Freedom) Small Urban	0	0	0	0	0
Total	0	0	0	0	0

FTA Financial Constraint (State of Hawaii Projects) – FY 2009

FY 2009	Federal Funds Available for Oahu (x\$1000)	Local Funds (x\$1000)	Total Sources (x\$1000)	Total Uses (x\$1000)	Federal Funds Balance (x\$1000)
§5316 (JARC) Small Urban	0	0	0	0	0
§5317 (New Freedom) Small Urban	0	0	0	0	0
Total	0	0	0	0	0

FTA Financial Constraint (State of Hawaii Projects) – FY 2010

FY 2010	Estimated Federal Funds Available for Oahu (x\$1000)	Local Funds (x\$1000)	Total Sources (x\$1000)	Total Uses (x\$1000)	Federal Funds Balance (x\$1000)
§5316 (JARC) Small Urban	0	0	0	0	0
§5317 (New Freedom) Small Urban	0	0	0	0	0
Total	0	0	0	0	0

FTA Financial Constraint (State of Hawaii Projects) – FY 2011

FY 2011	Estimated Federal Funds Available for Oahu (x\$1000)	Local Funds (x\$1000)	Total Sources (x\$1000)	Total Uses (x\$1000)	Federal Funds Balance (x\$1000)
§5316 JARC (Small Urban)	68	21	89	89	0
§5317 New Freedom (Small Urban)	58	16	74	74	0
Total	126	37	163	163	0

The City and County of Honolulu's FTA program is also financially constrained, as demonstrated in the following tables.

FTA Financial Constraint (City and County of Honolulu Projects) – FY 2008

FFY 2008	Federal Funds Available for Oahu (x\$1000)	Local Funds (x\$1000)	Federal Funds Prior Year Carryover (x\$1000)	Total Sources (x\$1000)	Total Uses (x\$1000)	Funds Balance (x\$1000)
§5307 Urbanized Area Formula*	28,997	24,683	8,446	62,126	55,019	7,107
§5309 Bus Capital	1,300	11,909	5,437	18,646	18,646	0
§5309 Fixed Guideway Modernization	1,997	0	773	2,770	0	2,770
§5309 New Starts (Ferry allocation)	2000	2400	0	4,400	4,400	0
§5309 New Starts (pre-2005)	0	0	0	0	0	0
§5309 New Starts (post-2005)	0	85,000	0	85,000	85,000	0
5316 (JARC) Urban & Small Urban	397	0	366	763	0	763
5317 NF Urban & Small Urban	265	0	245	510	0	510
FTA Total	34,956	123,992	15,267	174,215	163,065	11,150

*Includes 5340 Growing States and High Density States Formula Program apportionment

FTA Financial Constraint (City and County of Honolulu Projects) – FY 2009

FFY 2009	Federal Funds Available for Oahu (x\$1000)	Local Funds (x\$1000)	Federal Funds Prior Year Carryover (x\$1000)	Total Sources (x\$1000)	Total Uses (x\$1000)	Funds Balance (x\$1000)
§5307 Urbanized Area Formula*	33,760	23,137	7,107	64,004	56,897	7,107
§5309 Bus Capital	1,300	325	0	1,625	1,625	0
§5309 Fixed Guideway Modernization	2,123	448	2,770	5,341	2,571	2,770
§5309 New Starts (Ferry allocation)	0	0	0	0	0	0
§5309 New Starts (pre-2005)	0	0	0	0	0	0
§5309 New Starts (post-2005)	21,300	1,500	0	22,800	3,000	19,800
5316 JARC Urban	397	114	763	1,274	511	763
5317 NF Urban	248	125	510	883	373	510
5337 FGM ARRA 09	255	0	0	255	255	0
5340 ARRA 09	36,648	432	0	37,080	37,080	0
ARRA TCA 5307 09	4,000	0	0	4,000	4,000	0
Local Funds Only	0	10,176	0	10,176	10,176	0
FTA Total	100,031	36,257	11,150	147,438	116,488	30,950
TIP Total	80,231	36,257	11,150	127,638	116,488	11,150

*Includes §5340 Growing States and High Density States Formula Program apportionment
 Bold terms delete \$19,800,000 FFY2009 appropriation for grant execution in FFY2010

FTA Financial Constraint (City and County of Honolulu Projects) – FY 2010

FFY 2010	Federal Funds Available for Oahu (x\$1000)	Local Funds (x\$1000)	Federal Funds Prior Year Carryover (x\$1000)	Total Sources (x\$1000)	Total Uses (x\$1000)	Funds Balance (x\$1000)
§5307 Urbanized Area Formula*	31,384	21,920	7,107	60,411	53,304	7,107
§5309 Bus Capital	1,309	327	0	1,636	1,636	0
§5309 Fixed Guideway Modernization	2,138	531	2,770	5,439	2,669	2,770
§5309 New Starts (Ferry allocation)	0	0	0	0	0	0
§5309 New Starts (pre-2005)	0	0	0	0	0	0
§5309 New Starts (post-2005)+*\$19,800,000 Carryover	15,240	13,657	19,800	48,697	48,697	0
5316 JARC Urban	384	133	763	1,280	517	763
5317 NF Urban	224	183	510	917	407	510
5337 FGM ARRA 09	0	0	0	0	0	0
5340 ARRA 09	0	0	0	0	0	0
ARRA TCA 09	0	0	0	0	0	0
Local Funds Only	0	1,214,584	0	1,214,584	1,214,584	0
FTA Total	50,679	1,251,335	30,950	1,332,964	1,321,814	11,150
TIP Total	70,479	1,251,335	11,150	1,332,964	1,321,814	11,150

*Includes §5340 Growing States and High Density States Formula Program apportionment
 Bold terms include \$19,800,000 FFY2009 appropriation for grant execution in FFY2010

FTA Financial Constraint (City and County of Honolulu Projects) – FY 2011

FFY 2011	Federal Funds Available for Oahu (x\$1000)	Local Funds (x\$1000)	Federal Funds Prior Year Carryover (x\$1000)	Total Sources (x\$1000)	Total Uses (x\$1000)	Funds Balance (x\$1000)
§5307 Urbanized Area Formula*	31,653	22,053	7,107	60,813	53,706	7,107
§5309 Bus Capital	1,318	330	0	1,648	1,648	0
§5309 Fixed Guideway Modernization	2,153	538	2,770	5,461	2,691	2,770
§5309 New Starts (Ferry allocation)	0	0	0	0	0	0
§5309 New Starts (pre-2005)	0	0	0	0	0	0
§5309 New Starts (post-2005)	200,000	686,090	0	886,090	886,090	0
5316 JARC Urban	402	239	763	1,404	641	763
5317 NF Urban	251	209	510	970	460	510
5337 FGM ARRA 09	0	0	0	0	0	0
5340 ARRA 09	0	0	0	0	0	0
ARRA TCA 09	0	0	0	0	0	0
Local Funds Only	0	1,115,158	0	1,115,158	1,115,158	0
FTA Total	235,777	1,824,617	11,150	2,071,544	2,060,394	11,150
TIP Total	235,777	1,824,617	11,150	2,071,544	2,060,394	11,150

*Includes §5340 Growing States and High Density States Formula Program apportionment

This report was funded in part through grants from the Federal Highway Administration and Federal Transit Administration, U.S. Department of Transportation. The views and opinions of the agency expressed herein do not necessarily state or reflect those of the U. S. Department of Transportation.