

**FEDERAL FISCAL YEARS 2008 - 2011  
TRANSPORTATION IMPROVEMENT PROGRAM**

**REVISION #17  
EXPEDITED ADMINISTRATIVE MODIFICATION**

**January 2010**



Oahu Metropolitan Planning Organization  
707 Richards Street, Suite 200  
Honolulu, Hawaii 96813-4623  
(808) 587-2015  
[www.OahuMPO.org](http://www.OahuMPO.org)



# ABBREVIATIONS

## OVERALL ABBREVIATIONS

DTS	City and County of Honolulu Department of Transportation Services
FHWA	Federal Highway Administration
FTA	Federal Transit Administration
FY	Fiscal Year (Federal: October - September)
HDOT	Hawaii Department of Transportation
OahuMPO	Oahu Metropolitan Planning Organization
SAFETEA-LU	Safe, Accountable, Flexible, Efficient Transportation Equity Act – A Legacy for Users
STIP	Statewide Transportation Improvement Program
TIP	Transportation Improvement Program

## ABBREVIATIONS USED IN PROJECT LISTING

### *FHWA Funding Categories*

ARRA-09	2009 American Recovery & Reinvestment Act
Bridge Off	Bridge Off-System
Bridge On	Bridge On-System
CMAQ	Congestion Mitigation and Air Quality Improvement Program
H-3 Discret	Discretionary Funds
Earmark HP	Earmark High Priority
Enhance	Transportation Enhancement
FHWA X-fer	Transfer from FTA to FHWA
HSIP	Highway Safety Improvement Program
IM	Interstate Maintenance
IM Discret	Interstate Maintenance Discretionary Program
NHS	National Highway System
Section 115	Earmark Section 115
STP Flex	Surface Transportation Program Flexible

**FTA Funding Categories**

ARRA-09 TCA	2009 American Recovery & Reinvestment Act Transit Capital Assistance
FTA	FTA Funds (Details Unknown)
§5307	Urbanized Area Formula Program
§5309	Bus and Bus-Related Facilities
§5309 BC	Bus and Bus-Related Facilities
§5309 Ferry	New Starts (Ferry Allocation)
§5309 FGM	Fixed Guideway Modernization
§5309 NS	New Starts
§5316	Job Access and Reverse Commute (JARC)
§5317	New Freedom
§5337	Fixed Guideway Infrastructure Apportionments
§5340	Growing States and High Density States Formula Program

**Locally Funded Categories**

Local Only	Funded with State or City Funds
------------	---------------------------------

**Project Phases**

ADVCON	Advance Construction (financing technique)
CON	Construction
DES	Design
EQP	Equipment
INSP	Inspection
OPR	Operations
PLN	Planning
PREROW	Pre-Right-of-Way
REL	Relocation
ROW	Right-of-Way

**REVISION #17**  
**Expedited Administrative Modification**

This revision consists of expedited administrative modifications that require OahuMPO Policy Committee approval, but do not require prior review by the Technical Advisory Committee or solicitation of public comment. Refer to Chapter 10 of the TIP for additional details.

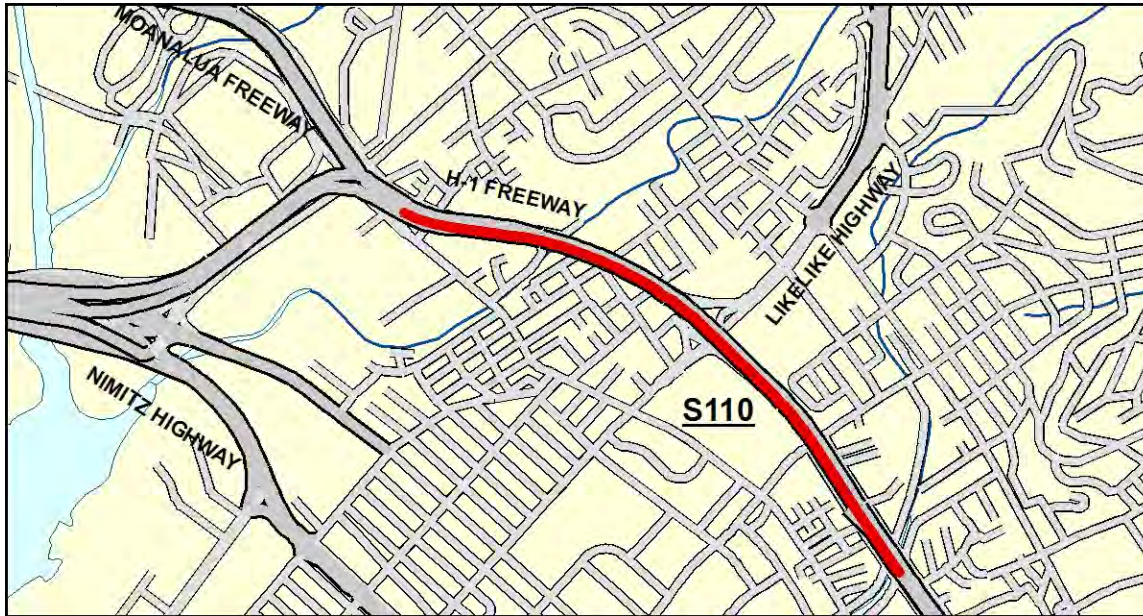
<b>PROJECT NUMBER</b>	<b>PROJECT NAME</b> <i>(Sorted by Project Name)</i>	<b>REVISION DETAILS</b>
<b>FHWA - Funded Projects</b>		
<b><u>State of Hawaii - Sponsored Projects</u></b>		
S110	Interstate Route H-1, Eastbound Improvements, Vicinity of Ola Lane to Vineyard Boulevard Off-Ramp	Added a PREROW phase. Deferred ROW. Deferred and inflated (by 4% each year) CON from FFY 2010 to FFY 2011. Increased DES/CON by \$3,500,000. Redistributed ADVCON reimbursement. Deferred project to address immediate needs to fund critical Oahu bridge projects (Farrington Highway, Makaha Bridges #3 and #3A Replacement and Kaipapau Bridge Rehabilitation). The intent is for this project to be obligated early in FFY 2011.
<b><u>City and County of Honolulu - Sponsored Projects</u></b>		
C03	Computerized Traffic Control System	Added a PLN phase. Revised EQP and INSP programmed amounts to show actual and anticipated estimates. Revised descriptions of project phases.
C11	Traffic Signal Maintenance Facility (Pearl City, Manana Area)	Added a REL phase. Added funds for DES, CON, and EQP in FFY 2011 to reflect anticipated costs.

**FTA - Funded Projects**

**City and County of Honolulu - Sponsored Projects**

C16	Bus and Handi-Van Acquisition Program	Revised the number of vehicle purchases and cost estimates. DTS determined new anticipated vehicle needs.
C31	Bus Stop Pad Improvements	Added PLN, DES, and ROW phases. Revised CON to reflect actual and anticipated costs.
C19	Middle Street Intermodal Center	Added PLN, REL and EQP phases. Revised cost estimates for DES, CON and INS phases in FFY 2009 through FFY 2013 to reflect actual and anticipated costs.
C32	Pearl City Bus Facility - Bus Parking Expansion	Added a DES phase. Increased CON by \$473,000 in FFY 2009 to reflect actual costs.
C22	Transit Security Projects	Added a CON phase. Revised EQP cost estimates in FFY 2010 to FFY 2013 to reflect anticipated costs.
C33	Wahiawa Transit Center	Added ROW, PLN, DES, and REL phases to reflect anticipated costs. Increased CON by 2,699,000 in FFY 2010 to reflect actual costs.
C23	West Oahu Bus and Handi-Van Maintenance Facility	Added a REL phase and deleted an EQP phase. Deferred DES and ROW because PLN is not yet completed. Revised programmed amounts to reflect anticipated costs.
C24	Windward Transit Center	Added an EQP phase and deleted the INSP phase. Deferred DES and CON because PLN is not yet complete.

## S110 Interstate Route H-1, Eastbound Improvements, Vicinity of Ola Lane to Vineyard Boulevard Off-Ramp



### TIP Revision #17 Details:

Added a PREROW phase. Deferred ROW. Deferred and inflated (by 4% each year) CON from FFY 2010 to FFY 2011. Increased DES/CON by \$3,500,000. Redistributed ADVCON reimbursement. Deferred project to address immediate needs to fund critical Oahu bridge projects (Farrington Highway, Makaha Bridges #3 and #3A Replacement and Kaipapau Bridge Rehabilitation). The intent is for this project to be obligated early in FFY 2011.

### Project Description:

Construct an additional lane on Interstate Route H-1 in the eastbound direction from the vicinity of Middle Street to the vicinity of the H-1 Vineyard Boulevard off-ramp.

**Neighborhood(s):** Kalihi-Palama

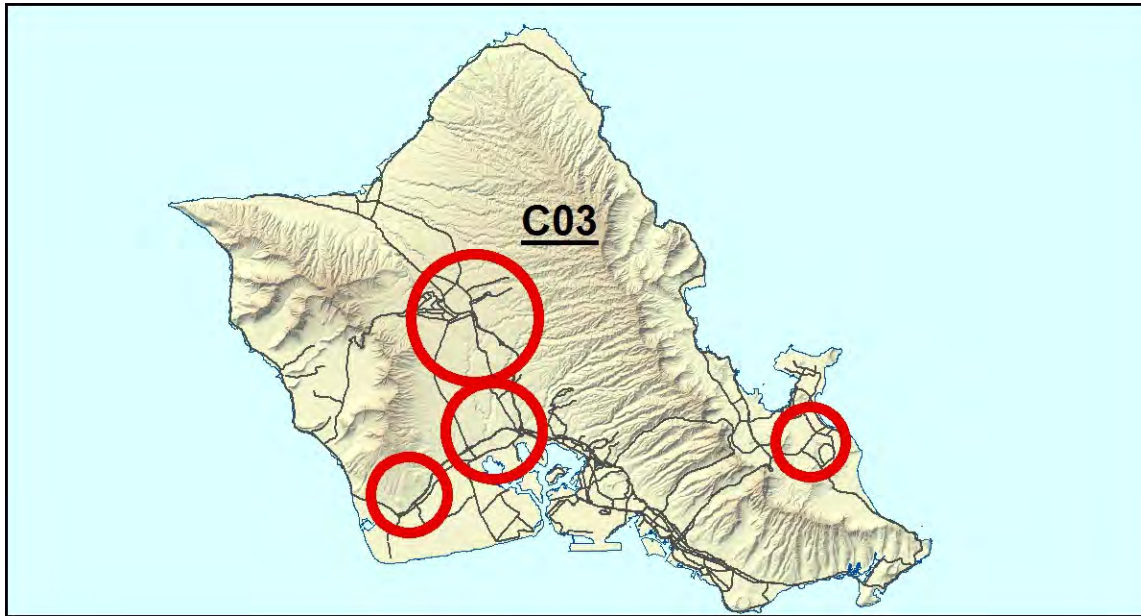
**Estimated Total Project Cost:** \$104,000,000

**Project Sponsor:** State of Hawaii (FHWA Funded)

**Agency Responsible for Carrying Out Project/Phase:**  
Hawaii Department of Transportation

Phase	FFY 2008			FFY 2009			FFY 2010			FFY 2011			FOR INFORMATION ONLY						Funding Category
	Total	Federal	Local	Total	Federal	Local	Total	Federal	Local	Total	Federal	Local	FFY 2012			FFY 2013			
	(x\$1000)	(x\$1000)	(x\$1000)	(x\$1000)	(x\$1000)	(x\$1000)	(x\$1000)	(x\$1000)	(x\$1000)	(x\$1000)	(x\$1000)	(x\$1000)	Total	Federal	Local	Total	Federal	Local	
DES/CON	0	0	0	0	0	0	0	0	0	93,500	11,000	82,500	0	0	0	0	0	0	NHS
PREROW	0	0	0	0	0	0	500	450	50	0	0	0	0	0	0	0	0	0	NHS
ROW	0	0	0	0	0	0	0	0	0	10,000	9,000	1,000	0	0	0	0	0	0	NHS
ADVCON	0	0	0	0	0	0	0	0	0	0	0	0	0	45,000	-45,000	0	28,150	-28,150	NHS

## C03 Computerized Traffic Control System



### TIP Revision #17 Details:

Added a PLN phase. Revised EQP and INSP programmed amounts to show actual and anticipated estimates. Revised descriptions of project phases.

### Project Description:

This is an ARRA backup project. Should ARRA funds become available, the funds will be used for the project in the Kapolei, Makakilo, and/or Kailua areas. Upgrade and expand fiber optic lines, closed-circuit television (CCTV) cameras, data collection, and signal control in urban and rural areas for connectivity to the Traffic Control Center. Project locations are listed below.

**Neighborhood(s):** Various Locations

**Estimated Total Project Cost:** \$17,926,000  
(for FFYs 2008-2013 only)

**Project Sponsor:** City and County of Honolulu (FHWA Funded)

**Agency Responsible for Carrying Out Project/Phase:**  
City Department of Transportation Services

Phase	FFY 2008			FFY 2009			FFY 2010			FFY 2011			FOR INFORMATION ONLY						Funding Category		
	Total	Federal	Local	Total	Federal	Local	Total	Federal	Local	Total	Federal	Local	FFY 2012			FFY 2013					
	(x\$1000)	(x\$1000)	(x\$1000)	(x\$1000)	(x\$1000)	(x\$1000)	(x\$1000)	(x\$1000)	(x\$1000)	(x\$1000)	(x\$1000)	(x\$1000)	Total	Federal	Local	Total	Federal	Local			
PLN	0	0	0	5	0	5	0	0	0	0	0	0	0	0	0	0	0	0	0	STP Flex	
EQP	1	0	1	6	0	6	1	0	1	1	0	1	1	0	1	1	0	1	0	1	Local Only
INSP	30	0	30	0	0	0	0	0	0	0	0	0	0	0	0	0	0	0	0	0	Local Only
<i>Phase 10: Kailua</i>																					
CON	0	0	0	0	0	0	0	0	0	3,180	2,400	780	0	0	0	0	0	0	0	0	STP Flex
<i>Phase 11: Kapolei, Makakilo</i>																					
CON	0	0	0	3,170	2,400	770	0	0	0	0	0	0	0	0	0	0	0	0	0	0	STP Flex
<i>Phase 12: Waipahu, Waikele, Waipio</i>																					
DES	340	240	100	0	0	0	0	0	0	0	0	0	0	0	0	0	0	0	0	0	STP Flex
CON	0	0	0	0	0	0	3,180	2,400	780	0	0	0	0	0	0	0	0	0	0	0	STP Flex



## C03 Computerized Traffic Control System

### Phase 13: Mililani Mauka Subdivision

DES	0	0	0	300	240	60	0	0	0	0	0	0	0	0	0	0	0	0	STP Flex
-----	---	---	---	-----	-----	----	---	---	---	---	---	---	---	---	---	---	---	---	----------

### Phase 14: Mililani Town

DES	0	0	0	0	0	0	300	240	60	0	0	0	0	0	0	0	0	0	STP Flex	
CON	0	0	0	0	0	0	0	0	0	0	0	0	0	3,180	2,400	780	0	0	0	STP Flex

### Phase 15: Wahiawa

DES	0	0	0	0	0	0	0	0	0	300	240	60	0	0	0	0	0	0	STP Flex	
CON	0	0	0	0	0	0	0	0	0	0	0	0	0	0	0	0	3,180	2,400	780	STP Flex

### Phase 16

DES	0	0	0	0	0	0	0	0	0	0	0	0	375	300	75	0	0	0	STP Flex
-----	---	---	---	---	---	---	---	---	---	---	---	---	-----	-----	----	---	---	---	----------

### Phase 17

DES	0	0	0	0	0	0	0	0	0	0	0	0	0	0	0	375	300	75	STP Flex
-----	---	---	---	---	---	---	---	---	---	---	---	---	---	---	---	-----	-----	----	----------

**C11 Traffic Signal Maintenance Facility (Pearl City, Manana Area)**



**TIP Revision #17 Details:**

Added a REL phase. Added funds for DES, CON, and EQP in FFY 2011 to reflect anticipated costs.

**Project Description:**

This is an ARRA backup project. Design, construct, and equip a new traffic signal operating and maintenance facility in Pearl City, Manana. The present traffic signal facility is temporarily located in Pearl City. Space is shared with the Department of Facility Maintenance and there is insufficient space for signal operation and maintenance. The proposed location is on City surplus property.

**Neighborhood(s):** Pearl City

**Estimated Total Project Cost:** \$5,360,000

**Project Sponsor:** City and County of Honolulu (FHWA Funded)

**Agency Responsible for Carrying Out Project/Phase:**  
City Department of Transportation Services

Phase	FFY 2008			FFY 2009			FFY 2010			FFY 2011			FOR INFORMATION ONLY						Funding Category	
	Total	Federal	Local	Total	Federal	Local	Total	Federal	Local	Total	Federal	Local	FFY 2012			FFY 2013				
	(x\$1000)	(x\$1000)	(x\$1000)	(x\$1000)	(x\$1000)	(x\$1000)	(x\$1000)	(x\$1000)	(x\$1000)	(x\$1000)	(x\$1000)	(x\$1000)	Total	Federal	Local	Total	Federal	Local		
DES	10	0	10	0	0	0	0	0	0	15	0	15	0	0	0	0	0	0	0	Local Only
CON	0	0	0	5,070	4,000	1,070	0	0	0	90	0	90	0	0	0	0	0	0	0	STP Flex
EQP	100	0	100	0	0	0	0	0	0	50	0	50	0	0	0	0	0	0	0	Local Only
REL	0	0	0	0	0	0	0	0	0	25	0	25	0	0	0	0	0	0	0	Local Only

**C16 Bus and Handi-Van Acquisition Program**



**TIP Revision #17 Details:**

Revised the number of vehicle purchases and cost estimates. DTS determined new anticipated vehicle needs.

**Project Description:**

This is an ARRA-funded project. Purchase replacement transit buses and Handi-Van vehicles.

FFY 2008: 10-60' buses + 10-35' buses.

FFY 2009: 25-40' buses, 20-60' hybrid articulated buses + 40 <30' buses.

FFY 2010: 48-40' buses + 40 <30' buses + 10-35' buses..

FFY 2011: 10 >40' buses + 18-40' buses + 35 <30' buses.

FFY 2012: 14-60' buses + 30-40' buses + 30 <30' buses.

FFY 2013: 20 >40' buses + 20-40' buses + 30 <30' buses.

**Neighborhood(s):** Islandwide

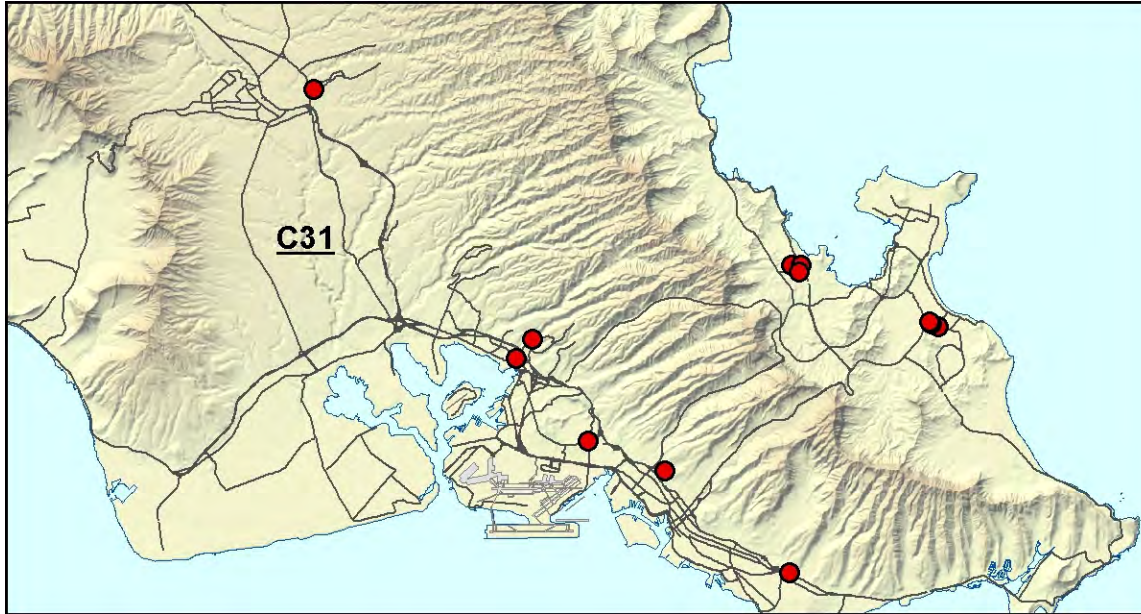
**Estimated Total Project Cost:** \$148,462,000

**Project Sponsor:** City and County of Honolulu (FTA Funded)

**Agency Responsible for Carrying Out Project/Phase:**  
City Department of Transportation Services

Phase	FFY 2008			FFY 2009			FFY 2010			FFY 2011			FOR INFORMATION ONLY						Funding Category
	Total	Federal	Local	Total	Federal	Local	Total	Federal	Local	Total	Federal	Local	FFY 2012			FFY 2013			
	(x\$1000)	(x\$1000)	(x\$1000)	(x\$1000)	(x\$1000)	(x\$1000)	(x\$1000)	(x\$1000)	(x\$1000)	(x\$1000)	(x\$1000)	(x\$1000)	Total	Federal	Local	Total	Federal	Local	
EQP	13,010	5,815	7,195	11,511	7,484	4,027	13,084	7,638	5,446	13,294	7,811	5,483	25,613	7,865	17,748	27,603	7,920	19,683	\$5307/\$5340
EQP	0	0	0	1,625	1,300	325	1,636	1,309	327	1,648	1,318	330	1,659	1,327	332	1,670	1,336	334	\$5309
EQP	0	0	0	2,571	2,123	448	2,669	2,138	531	2,691	2,153	538	2,709	2,167	542	2,728	2,182	546	\$5309 FGM
EQP	0	0	0	3,000	1,500	1,500	0	0	0	0	0	0	0	0	0	0	0	0	\$5309 NS
EQP	0	0	0	255	255	0	0	0	0	0	0	0	0	0	0	0	0	0	\$5337FGM ARRA-09
EQP	0	0	0	19,345	19,345	0	0	0	0	0	0	0	0	0	0	0	0	0	\$5340 ARRA-09

**C31 Bus Stop Pad Improvements**



**TIP Revision #17 Details:**

Added PLN, DES, and ROW phases. Revised CON to reflect actual and anticipated costs.

**Project Description:**

This is an ARRA-funded project. To construct concrete bus pads at various bus stops to enhance delivery of public transit services and improve roadway conditions. Planned locations are as follows:

1. Moanalua Street – westbound near Kaamilo Street
2. School Street – westbound near Houghtailing Street
3. Kailua Road – makai side near Hahani Street
4. Kailua Road – mauka side near Hahani Street
5. Alaloa Street – northbound near Haiku Road
6. Kaamilo Street – makai-bound near Neki Street
7. Waialae Avenue – eastbound near 3rd Avenue
8. Kailua Road – makai-bound near Kuulei Road
9. Ala Ilima Street – westbound near Ala Napunani
10. Ala Ilima Street – eastbound near Ala Napunani
11. Kamehameha Highway – Kahuku-bound near Mehana Street
12. Kamehameha Highway – Kailua-bound near Mehana Street
13. Oneawa Street – northbound near Uluniu St. and Kuulei Rd.
14. Kahuhipa Street – makai-bound near Malina Place
15. California Avenue – mauka-bound near Muliwai Avenue
16. California Avenue – makai-bound near Muliwai Avenue

**Neighborhood(s):** Various Locations

**Estimated Total Project Cost:** \$4,596,000

**Project Sponsor:** City and County of Honolulu (FTA Funded)

**Agency Responsible for Carrying Out Project/Phase:**

City Department of Transportation Services

Phase	FFY 2008			FFY 2009			FFY 2010			FFY 2011			FOR INFORMATION ONLY						Funding Category		
	Total	Federal	Local	Total	Federal	Local	Total	Federal	Local	Total	Federal	Local	FFY 2012			FFY 2013					
	(x\$1000)	(x\$1000)	(x\$1000)	(x\$1000)	(x\$1000)	(x\$1000)	(x\$1000)	(x\$1000)	(x\$1000)	(x\$1000)	(x\$1000)	(x\$1000)	Total	Federal	Local	Total	Federal	Local			

## C31 Bus Stop Pad Improvements

PLN	0	0	0	0	0	0	0	0	0	0	0	0	0	0	0	0	0	Local Only	
DES	0	0	0	82	0	82	70	0	70	82	0	82	82	0	82	82	0	82	Local Only
ROW	0	0	0	10	0	10	10	0	10	10	0	10	10	0	10	10	0	10	Local Only
CON	0	0	0	2,432	2,000	432	420	0	420	432	0	432	432	0	432	432	0	432	\$5340 ARRA-09

**C19 Middle Street Intermodal Center**



**TIP Revision #17 Details:**

Added PLN, REL and EQP phases. Revised cost estimates for DES, CON and INS phases in FFY 2009 through FFY 2013 to reflect actual and anticipated costs.

**Project Description:**

This is an ARRA-funded project. Design, construct, inspect, and provide relocation funds for Phase 2. Phase 2 is the completion of the Handi-Van parking lot, transit center platform, and a bus staging area. Phase 2 also includes design and construction of a parking garage. Transit enhancements elements, such as landscaping, signage, and pedestrian access, are included.

**Neighborhood(s):** Kalihi-Palama

**Estimated Total Project Cost:** \$65,982,000

**Project Sponsor:** City and County of Honolulu (FTA Funded)

**Agency Responsible for Carrying Out Project/Phase:**  
City Department of Transportation Services

Phase	FFY 2008			FFY 2009			FFY 2010			FFY 2011			FOR INFORMATION ONLY						Funding Category	
	Total	Federal	Local	Total	Federal	Local	Total	Federal	Local	Total	Federal	Local	FFY 2012			FFY 2013				
	(x\$1000)	(x\$1000)	(x\$1000)	(x\$1000)	(x\$1000)	(x\$1000)	(x\$1000)	(x\$1000)	(x\$1000)	(x\$1000)	(x\$1000)	(x\$1000)	Total	Federal	Local	Total	Federal	Local		
PLN	0	0	0	0	0	0	0	0	0	1	0	1	1	0	1	1	0	1	Local Only	
DES	2,600	0	2,600	400	0	400	400	0	400	2,500	0	2,500	2,500	0	2,500	200	0	200	Local Only	
CON	2,414	1,363	1,051	0	0	0	0	0	0	0	0	0	0	0	0	0	0	0	\$5307/\$5340	
CON	16,046	6,737	9,309	0	0	0	0	0	0	0	0	0	0	0	0	0	0	0	\$5309 BC	
CON	0	0	0	3,104	3,104	0	0	0	0	0	0	0	0	0	0	0	0	0	0	\$5340 ARRA-09
CON	0	0	0	3,750	0	3,750	4,500	0	4,500	0	0	0	0	0	0	27,500	0	27,500	Local Only	
EQP	0	0	0	10	0	10	1	0	1	0	0	0	1	0	1	1	0	1	Local Only	
REL	0	0	0	50	0	50	1	0	1	0	0	0	0	0	0	0	0	0	Local Only	
INSP	0	0	0	0	0	0	0	0	0	0	0	0	1	0	1	0	0	0	Local Only	

**C32 Pearl City Bus Facility - Bus Parking Expansion**



**TIP Revision #17 Details:**

Added a DES phase. Increased CON by \$473,000 in FFY 2009 to reflect actual costs.

**Project Description:**

This is an ARRA-funded project. To construct an expansion of the Pearl City Bus Facility bus parking lot, including the relocation of a soundproof barrier fencing.

**Neighborhood(s):** Pearl City

**Estimated Total Project Cost:** \$8,417,000

**Project Sponsor:** City and County of Honolulu (FTA Funded)

**Agency Responsible for Carrying Out Project/Phase:**  
City Department of Transportation Services

Phase	FFY 2008			FFY 2009			FFY 2010			FFY 2011			FOR INFORMATION ONLY						Funding Category	
	Total	Federal	Local	Total	Federal	Local	Total	Federal	Local	Total	Federal	Local	FFY 2012		FFY 2013					
	(x\$1000)	(x\$1000)	(x\$1000)	(x\$1000)	(x\$1000)	(x\$1000)	(x\$1000)	(x\$1000)	(x\$1000)	(x\$1000)	(x\$1000)	(x\$1000)	Total	Federal	Local	Total	Federal	Local		
DES	0	0	0	45	0	45	0	0	0	0	0	0	0	0	0	0	0	0	0	Local Only
CON	0	0	0	7,899	7,899	0	0	0	0	0	0	0	0	0	0	0	0	0	0	\$5340 ARRA-09
CON	0	0	0	473	0	473	0	0	0	0	0	0	0	0	0	0	0	0	0	Local Only

**C22 Transit Security Projects**



**TIP Revision #17 Details:**

Added a CON phase. Revised EQP cost estimates in FFY 2010 to FFY 2013 to reflect anticipated costs.

**Project Description:**

These capital improvement projects at various transit locations will provide safety and security in transit vehicles at future and existing bus stops and transit centers, park-and-ride lots, and bus maintenance facilities. Locations:

1. Alapai Transit Center
2. Kalihi Bus Facility
3. Kapolei Transit Center
4. Pearl City Bus Facility
5. Waianae Transit Center
6. Waipahu Transit Center

**Neighborhood(s):** Various Locations

**Estimated Total Project Cost:** \$2,734,000  
(for FFYs 2008-2013 only)

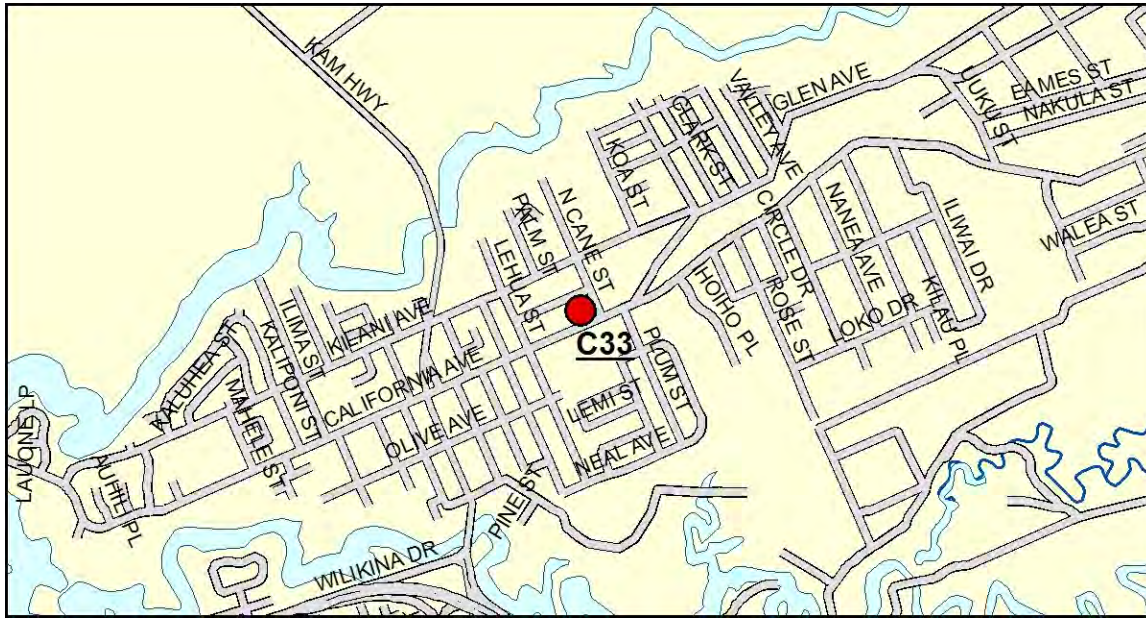
**Project Sponsor:** City and County of Honolulu (FTA Funded)

**Agency Responsible for Carrying Out Project/Phase:**  
City Department of Transportation Services

Phase	FFY 2008			FFY 2009			FFY 2010			FFY 2011			FOR INFORMATION ONLY						Funding Category
	Total	Federal	Local	Total	Federal	Local	Total	Federal	Local	Total	Federal	Local	FFY 2012			FFY 2013			
	(x\$1000)	(x\$1000)	(x\$1000)	(x\$1000)	(x\$1000)	(x\$1000)	(x\$1000)	(x\$1000)	(x\$1000)	(x\$1000)	(x\$1000)	(x\$1000)	Total	Federal	Local	Total	Federal	Local	
PLN	1	0	1	1	0	1	1	0	1	1	0	1	1	0	1	1	0	1	Local Only
DES	1	0	1	1	0	1	1	0	1	1	0	1	1	0	1	1	0	1	Local Only
CON	0	0	0	1	0	1	0	0	0	0	0	0	0	0	0	0	0	0	Local Only
EQP	450	360	90	450	360	90	452	362	90	455	365	90	458	368	90	460	370	90	\$5307/\$5340



**C33 Wahiawa Transit Center**



**TIP Revision #17 Details:**

Added ROW, PLN, DES, and REL phases to reflect anticipated costs. Increased CON by 2,699,000 in FFY 2010 to reflect actual costs.

**Project Description:**

This is an ARRA-funded project. To construct a transit center in Wahiawa to accommodate express, trunk, and circulator bus services. Transit Enhancement funds will be used for this project.

**Neighborhood(s):** Wahiawa

**Estimated Total Project Cost:** \$12,501,000

**Project Sponsor:** City and County of Honolulu (FTA Funded)

**Agency Responsible for Carrying Out Project/Phase:**  
City Department of Transportation Services

Phase	FFY 2008			FFY 2009			FFY 2010			FFY 2011			FOR INFORMATION ONLY						Funding Category	
													FFY 2012			FFY 2013				
	Total (x\$1000)	Federal (x\$1000)	Local (x\$1000)	Total (x\$1000)	Federal (x\$1000)	Local (x\$1000)	Total (x\$1000)	Federal (x\$1000)	Local (x\$1000)	Total (x\$1000)	Federal (x\$1000)	Local (x\$1000)	Total (x\$1000)	Federal (x\$1000)	Local (x\$1000)	Total (x\$1000)	Federal (x\$1000)	Local (x\$1000)		
PLN	0	0	0	0	0	0	1	0	1	0	0	0	0	0	0	0	0	0	0	Local Only
DES	0	0	0	0	0	0	1	0	1	150	0	150	0	0	0	0	0	0	0	Local Only
ROW	0	0	0	0	0	0	1	0	1	0	0	0	0	0	0	0	0	0	0	Local Only
CON	0	0	0	4,300	4,300	0	0	0	0	0	0	0	0	0	0	0	0	0	0	\$5340 ARRA-09
CON	0	0	0	0	0	0	2,699	0	2,699	2	0	2	0	0	0	0	0	0	0	Local Only
REL	0	0	0	0	0	0	100	0	100	1	0	1	0	0	0	0	0	0	0	Local Only

**C23 West Oahu Bus and Handi-Van Maintenance Facility**

Site is not yet determined.

**TIP Revision #17 Details:**

Added a REL phase and deleted an EQP phase. Deferred DES and ROW because PLN is not yet completed. Revised programmed amounts to reflect anticipated costs.

**Project Description:**

Plan, design, and construct a maintenance facility for the bus and Handi-Van operations in West Oahu. The site is not yet determined.

**Neighborhood(s):** Various Locations

**Estimated Total Project Cost:** \$10,352,000

**Project Sponsor:** City and County of Honolulu (FTA Funded)

**Agency Responsible for Carrying Out Project/Phase:**  
City Department of Transportation Services

Phase	FFY 2008			FFY 2009			FFY 2010			FFY 2011			FOR INFORMATION ONLY						Funding Category	
	Total	Federal	Local	Total	Federal	Local	Total	Federal	Local	Total	Federal	Local	FFY 2012			FFY 2013				
	(x\$1000)	(x\$1000)	(x\$1000)	(x\$1000)	(x\$1000)	(x\$1000)	(x\$1000)	(x\$1000)	(x\$1000)	(x\$1000)	(x\$1000)	(x\$1000)	Total	Federal	Local	Total	Federal	Local		
PLN	0	0	0	450	200	250	0	0	0	0	0	0	0	0	0	0	0	0	0	\$5307/\$5340
PLN	0	0	0	0	0	0	0	0	0	0	0	0	1	0	1	1	0	1		Local Only
DES	0	0	0	0	0	0	0	0	0	0	0	0	3,700	1,850	1,850	4,200	1,400	2,800		\$5307/\$5340
ROW	0	0	0	0	0	0	0	0	0	0	0	0	1,000	500	500	1,000	500	500		\$5307/\$5340
CON	0	0	0	0	0	0	0	0	0	0	0	0	0	0	0	0	0	0		FTA or Local
REL	0	0	0	0	0	0	0	0	0	0	0	0	0	0	0	0	0	0		FTA or Local

**C24 Windward Transit Center**

Site is not yet determined.

**TIP Revision #17 Details:**

Added an EQP phase and deleted the INSP phase. Deferred DES and CON because PLN is not yet complete.

**Project Description:**

Plan, design, construct, and inspect a transit center in windward Oahu. The site is not yet determined.

**Neighborhood(s):** Various Locations

**Estimated Total Project Cost:** \$4,006,000

**Project Sponsor:** City and County of Honolulu (FTA Funded)

**Agency Responsible for Carrying Out Project/Phase:**  
City Department of Transportation Services

Phase	FFY 2008			FFY 2009			FFY 2010			FFY 2011			FOR INFORMATION ONLY						Funding Category
	Total	Federal	Local	Total	Federal	Local	Total	Federal	Local	Total	Federal	Local	FFY 2012			FFY 2013			
	(x\$1000)	(x\$1000)	(x\$1000)	(x\$1000)	(x\$1000)	(x\$1000)	(x\$1000)	(x\$1000)	(x\$1000)	(x\$1000)	(x\$1000)	(x\$1000)	Total	Federal	Local	Total	Federal	Local	
PLN	0	0	0	350	0	350	0	0	0	0	0	0	1	0	1	1	0	1	Local Only
DES	0	0	0	0	0	0	0	0	0	0	0	0	300	0	300	200	0	200	Local Only
ROW	0	0	0	1	0	1	0	0	0	0	0	0	1	0	1	1	0	1	Local Only
CON	0	0	0	0	0	0	0	0	0	0	0	0	0	0	0	3,150	0	3,150	Local Only
EQP	0	0	0	0	0	0	0	0	0	0	0	0	0	0	0	1	0	1	Local Only

**FYs 2008-2011 TIP REVISION #17 FUNDING SUMMARY**

	FFY 2008			FFY 2009			FFY 2010			FFY 2011			FOR INFORMATION ONLY					
													FFY 2012			FFY 2013		
	TOTAL (x\$1000)	FEDERAL (x\$1000)	LOCAL (x\$1000)	TOTAL (x\$1000)	FEDERAL (x\$1000)	LOCAL (x\$1000)	TOTAL (x\$1000)	FEDERAL (x\$1000)	LOCAL (x\$1000)	TOTAL (x\$1000)	FEDERAL (x\$1000)	LOCAL (x\$1000)	TOTAL (x\$1000)	FEDERAL (x\$1000)	LOCAL (x\$1000)	TOTAL (x\$1000)	FEDERAL (x\$1000)	LOCAL (x\$1000)
<b>FHWA-FUNDED PROJECTS</b>																		
<u>State of Hawaii - Sponsored Projects</u>																		
As of Revision #16	47,691	38,977	8,714	170,787	146,910	23,877	230,053	77,246	152,807	41,818	48,100	(6,282)	177,525	173,312	4,213	144,564	144,170	394
Revision #17 Changes	0	0	0	0	0	0	(99,500)	(27,550)	(71,950)	103,500	1,000	102,500	0	9,000	(9,000)	0	23,150	(23,150)
Total as of Revision #17	47,691	38,977	8,714	170,787	146,910	23,877	130,553	49,696	80,857	145,318	49,100	96,218	177,525	182,312	(4,787)	144,564	167,320	(22,756)
<u>C&amp;C of Honolulu - Sponsored Projects</u>																		
As of Revision #16	18,043	9,516	8,527	28,460	19,540	8,920	45,149	31,239	13,910	28,459	19,813	8,646	67,108	24,663	42,445	107,328	51,291	56,037
Revision #17 Changes	0	0	0	0	0	0	0	0	0	180	0	180	0	0	0	0	0	0
Total as of Revision #17	18,043	9,516	8,527	28,460	19,540	8,920	45,149	31,239	13,910	28,639	19,813	8,826	67,108	24,663	42,445	107,328	51,291	56,037
<b>TOTAL FHWA</b>	<b>65,734</b>	<b>48,493</b>	<b>17,241</b>	<b>199,247</b>	<b>166,450</b>	<b>32,797</b>	<b>175,702</b>	<b>80,935</b>	<b>94,767</b>	<b>173,957</b>	<b>68,913</b>	<b>105,044</b>	<b>244,633</b>	<b>206,975</b>	<b>37,658</b>	<b>251,892</b>	<b>218,611</b>	<b>33,281</b>
<b>FTA-FUNDED PROJECTS</b>																		
<u>State of Hawaii - Sponsored Projects</u>																		
As of Revision #16	0	0	0	0	0	0	0	0	0	163	126	37	172	133	39	179	139	40
Revision #17 Changes	0	0	0	0	0	0	0	0	0	0	0	0	0	0	0	0	0	0
Total as of Revision #17	0	0	0	0	0	0	0	0	0	163	126	37	172	133	39	179	139	40
<u>C&amp;C of Honolulu - Sponsored Projects</u>																		
As of Revision #16	163,065	39,073	123,992	110,182	79,462	30,720	1,345,197	70,261	1,274,936	2,062,187	237,351	1,824,836	665,696	248,586	417,110	559,969	246,306	313,663
Revision #17 Changes	0	0	0	6,306	769	5,537	(23,383)	218	(23,601)	(1,793)	(1,574)	(219)	4,019	(10,202)	14,221	34,791	(8,152)	42,943
Total as of Revision #17	163,065	39,073	123,992	116,488	80,231	36,257	1,321,814	70,479	1,251,335	2,060,394	235,777	1,824,617	669,715	238,384	431,331	594,760	238,154	356,606
<b>TOTAL FTA</b>	<b>163,065</b>	<b>39,073</b>	<b>123,992</b>	<b>116,488</b>	<b>80,231</b>	<b>36,257</b>	<b>1,321,814</b>	<b>70,479</b>	<b>1,251,335</b>	<b>2,060,557</b>	<b>235,903</b>	<b>1,824,654</b>	<b>669,887</b>	<b>238,517</b>	<b>431,370</b>	<b>594,939</b>	<b>238,293</b>	<b>356,646</b>

This report was funded in part through grants from the Federal Highway Administration and Federal Transit Administration, U.S. Department of Transportation. The views and opinions of the agency expressed herein do not necessarily state or reflect those of the U. S. Department of Transportation.