

**FEDERAL FISCAL YEARS 2011 - 2014
TRANSPORTATION IMPROVEMENT PROGRAM**

**REVISION #3
PRE-APPROVED ADMINISTRATIVE MODIFICATION**

May 2011



Oahu Metropolitan Planning Organization
707 Richards Street, Suite 200
Honolulu, Hawaii 96813-4623
(808) 587-2015
www.OahuMPO.org

ABBREVIATIONS

| | | | |
|---------------|--|-----------------|---|
| § | Section | FFY | Federal Fiscal Year (October - September) |
| §5307 | Urbanized Area Formula Program (funding category) | FHWA | Federal Highway Administration |
| §5309 BC | Bus and Bus-Related Facilities (funding category) | FHWA X-fer | FHWA transfer of funds from FTA |
| §5309 FGM | Fixed Guideway Modernization (funding category) | FTA | Federal Transit Administration |
| §5309 NS | New Starts (funding category) | HDOT | Hawaii Department of Transportation |
| §5316 | Job Access Reverse Commute Program (JARC) (funding category) | HP | High Priority Projects Program (funding category) |
| §5317 | New Freedom Program (funding category) | HR | House Report |
| §5340 | Growing States and High Density States Formula Program (funding category) | HSIP | Highway Safety Improvement Program (funding category) |
| 3-C | Continuing, Cooperative, Comprehensive | IM | Interstate Maintenance (funding category) |
| ADA | Americans with Disabilities Act | INSP | Inspection Phase |
| ADVCON | Advance Construction Reimbursement | JARC | Job Access and Reverse Commute Program (funding category) |
| Bridge Off | Bridge Off-System (funding category) | Local Only | Funded with State or City funds (funding category) |
| Bridge On/Off | Bridge On/Off-System (funding category) | NF | New Freedom Program (funding category) |
| CAC | OahuMPO Citizen Advisory Committee | NHS | National Highway System (funding category) |
| CMAQ | Congestion Mitigation and Air Quality Improvement Program (funding category) | NTD | National Transit Database |
| CON | Construction Phase | OahuMPO | Oahu Metropolitan Planning Organization |
| DES | Design Phase | OPR | Operations Phase |
| Discret | Discretionary Funds (funding category) | ORTP | Oahu Regional Transportation Plan |
| DTS | City and County of Honolulu Department of Transportation Services | PLN | Planning Phase |
| Enhance | Transportation Enhancement Program (funding category) | PREROW | Pre-Right-of-Way Phase |
| EQP | Equipment Phase | PROF SVCS | Professional Services |
| | | Rec Trails Prog | Recreational Trails Program (funding category) |
| | | REL | Relocation Phase |

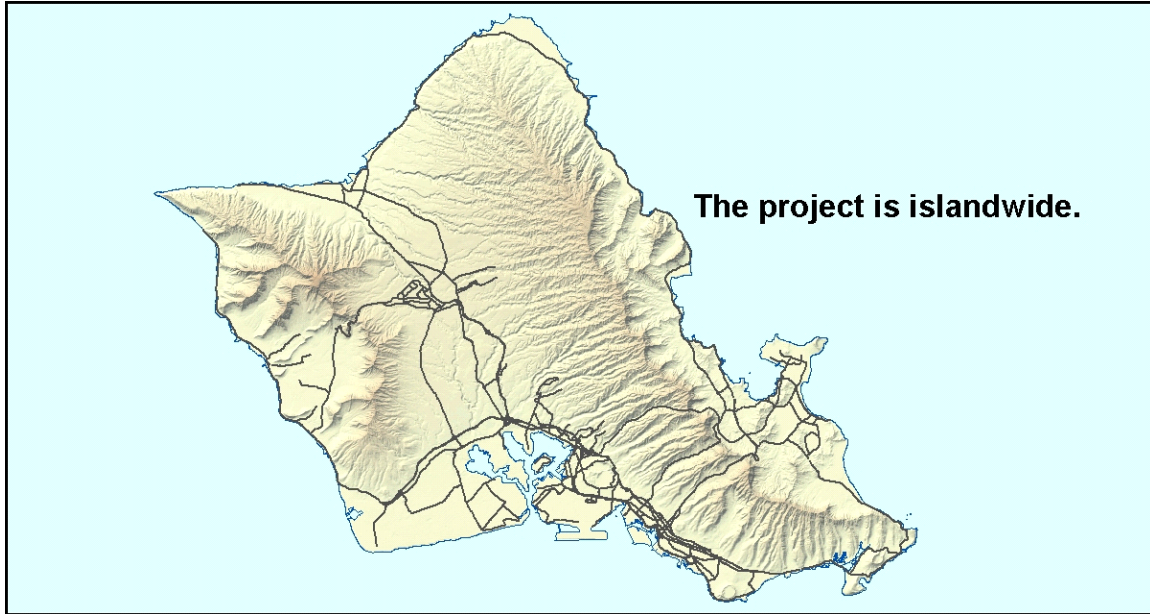
| | |
|------------|---|
| ROW | Right-of-Way Phase |
| RY | Report Year |
| SAFETEA-LU | Safe, Accountable, Flexible, Efficient Transportation Equity Act – A Legacy for Users |
| SmUrb | Small Urban |
| STIC | Small Transit Intensive Cities |
| STIP | Statewide Transportation Improvement Program |
| STP Flex | Surface Transportation Program Flexible funds (funding category) |
| TIGER | Transportation Investment Generating Economic Recovery Grant |
| TIGGER | Transit Investments for Greenhouse Gas and Energy Reduction Grant |
| TIP | Transportation Improvement Program |
| USC | United States Code |
| UZA | Urbanized Areas |

REVISION #3
Pre-Approved Administrative Modification

This revision consists of administrative modifications that the OahuMPO Policy Committee has pre-approved. Refer to Chapter 5 of the TIP for additional details.

| PROJECT NUMBER | PROJECT NAME (Sorted by Project Name) | REVISION DETAILS |
|--|--|--|
| FTA - Funded Projects | | |
| <u>City and County of Honolulu - Sponsored Projects</u> | | |
| OC13 | Agency-Provided Trips | Advanced all of the funding amounts by one year. The funds were mistakenly shown in the federal fiscal years in which the project would be using the funds. This revision correctly programs the funds in the federal fiscal year in which the funds would be obligated. |
| OC16 | Local Shuttle Service | Advanced all of the funding amounts by one year. The funds were mistakenly shown in the federal fiscal years in which the project would be using the funds. This revision correctly programs the funds in the federal fiscal year in which the funds would be obligated. |
| OC18 | Mobility Management | Advanced all of the funding amounts by one year. The funds were mistakenly shown in the federal fiscal years in which the project would be using the funds. This revision correctly programs the funds in the federal fiscal year in which the funds would be obligated. |
| OC24 | Special Needs Transportation | Advanced all of the funding amounts by one year. The funds were mistakenly shown in the federal fiscal years in which the project would be using the funds. This revision correctly programs the funds in the federal fiscal year in which the funds would be obligated. |

OC13 Agency-Provided Trips



TIP Revision #3 Details:

Advanced all of the funding amounts by one year. The funds were mistakenly shown in the federal fiscal years in which the project would be using the funds. This revision correctly programs the funds in the federal fiscal year in which the funds would be obligated.

Project Description:

Establish selected human service agencies as transportation providers serving their own clients who currently ride TheHandi-Van, and provide operating funds for the service. The result of this service by agencies would reduce overall operating costs while improving service quality for riders of both the agency services and those riding TheHandi-Van.

Project Website: None

Neighborhood(s): Various Locations

Estimated Total Project Cost: \$3,280,000
(May include project costs outside of the 4-year TIP.)

Project Sponsor: City and County of Honolulu (FTA Funded)

Agency Responsible for Carrying Out Project/Phase:
City Department of Transportation Services

| Phase | FFY 2011 | | | FFY 2012 | | | FFY 2013 | | | FFY 2014 | | | FOR INFORMATION ONLY | | | | | | Funding Category |
|-------|-----------|-----------|-----------|-----------|-----------|-----------|-----------|-----------|-----------|-----------|-----------|-----------|----------------------|---------|-------|----------|---------|-------|-------------------|
| | Total | Federal | Local | Total | Federal | Local | Total | Federal | Local | Total | Federal | Local | FFY 2015 | | | FFY 2016 | | | |
| | (x\$1000) | (x\$1000) | (x\$1000) | (x\$1000) | (x\$1000) | (x\$1000) | (x\$1000) | (x\$1000) | (x\$1000) | (x\$1000) | (x\$1000) | (x\$1000) | Total | Federal | Local | Total | Federal | Local | |
| OPR | 0 | 0 | 0 | 194 | 97 | 97 | 194 | 97 | 97 | 202 | 101 | 101 | 212 | 106 | 106 | 316 | 158 | 158 | \$5316 JARC-Urban |
| OPR | 230 | 115 | 115 | 356 | 178 | 178 | 386 | 193 | 193 | 408 | 204 | 204 | 428 | 214 | 214 | 354 | 177 | 177 | \$5317 NF-Urban |

OC16 Local Shuttle Service



TIP Revision #3 Details:

Advanced all of the funding amounts by one year. The funds were mistakenly shown in the federal fiscal years in which the project would be using the funds. This revision correctly programs the funds in the federal fiscal year in which the funds would be obligated.

Project Description:

To maintain and expand shuttle services between Kalaeloa homeless shelter sites and the Kapolei Transit Center to address transportation needs of low-income persons. Although no funds are programmed in FFY 2011, existing funds will be sufficient to operate the project through FFY 2011 with no break in service.

Project Website: None

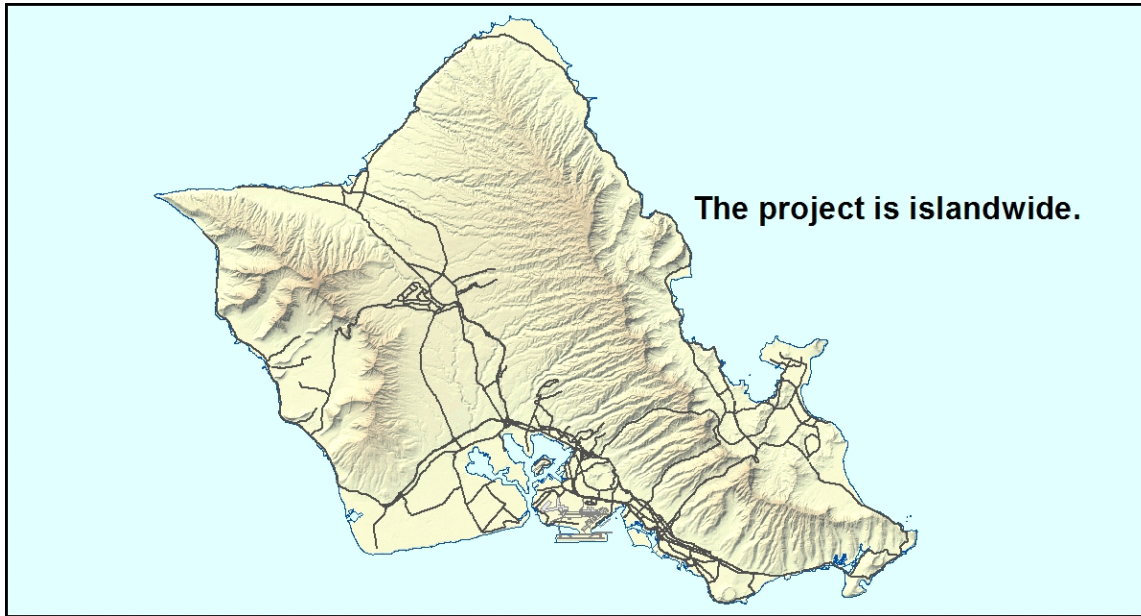
Neighborhood(s): Makakilo-Kapolei-Honokai Hale

Estimated Total Project Cost: \$1,490,000
(May include project costs outside of the 4-year TIP.)

Project Sponsor: City and County of Honolulu (FTA Funded)

Agency Responsible for Carrying Out Project/Phase:
City Department of Transportation Services

| Phase | FFY 2011 | | | FFY 2012 | | | FFY 2013 | | | FFY 2014 | | | FOR INFORMATION ONLY | | | | | | Funding Category |
|-------|-----------|-----------|-----------|-----------|-----------|-----------|-----------|-----------|-----------|-----------|-----------|-----------|----------------------|---------|-------|----------|---------|-------|-------------------|
| | Total | Federal | Local | Total | Federal | Local | Total | Federal | Local | Total | Federal | Local | FFY 2015 | | | FFY 2016 | | | |
| | (x\$1000) | (x\$1000) | (x\$1000) | (x\$1000) | (x\$1000) | (x\$1000) | (x\$1000) | (x\$1000) | (x\$1000) | (x\$1000) | (x\$1000) | (x\$1000) | Total | Federal | Local | Total | Federal | Local | |
| OPR | 0 | 0 | 0 | 172 | 86 | 86 | 160 | 80 | 80 | 168 | 84 | 84 | 176 | 88 | 88 | 184 | 92 | 92 | \$5316 JARC-Urban |
| OPR | 0 | 0 | 0 | 116 | 58 | 58 | 121 | 60 | 61 | 126 | 63 | 63 | 131 | 65 | 66 | 136 | 68 | 68 | \$5317 NF-Urban |



TIP Revision #3 Details:

Advanced all of the funding amounts by one year. The funds were mistakenly shown in the federal fiscal years in which the project would be using the funds. This revision correctly programs the funds in the federal fiscal year in which the funds would be obligated.

Project Description:

Improve access to transportation for people with disabilities, seniors, and people with low incomes by coordinating transit and human service transportation. Facilitate partnerships and interagency transportation service agreements for coordinated transportation projects. Develop and manage transportation education and support services, such as a transportation provider directory, travel ambassador program, and a bus buddy program.

Project Website: None

Neighborhood(s): Various Locations

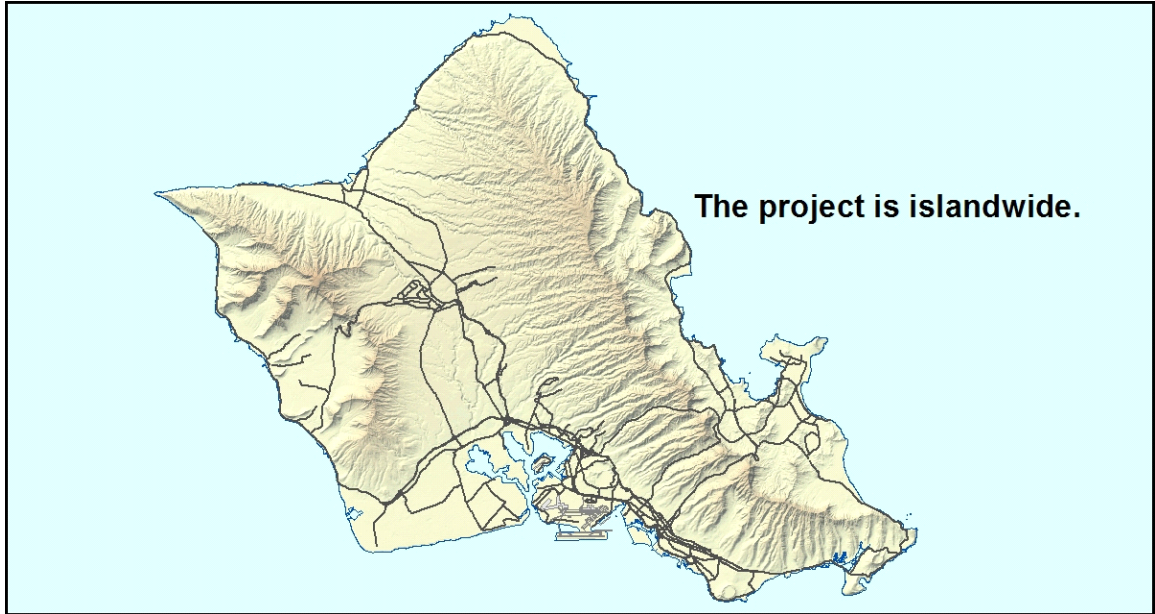
Estimated Total Project Cost: \$2,038,000
(May include project costs outside of the 4-year TIP.)

Project Sponsor: City and County of Honolulu (FTA Funded)

Agency Responsible for Carrying Out Project/Phase:
City Department of Transportation Services

| Phase | FFY 2011 | | | FFY 2012 | | | FFY 2013 | | | FFY 2014 | | | FOR INFORMATION ONLY | | | | | | Funding Category |
|-------|-----------|-----------|-----------|-----------|-----------|-----------|-----------|-----------|-----------|-----------|-----------|-----------|----------------------|-----------|-----------|-----------|-----------|-----------|-------------------|
| | Total | Federal | Local | Total | Federal | Local | Total | Federal | Local | Total | Federal | Local | FFY 2015 | | | FFY 2016 | | | |
| | (x\$1000) | (x\$1000) | (x\$1000) | (x\$1000) | (x\$1000) | (x\$1000) | (x\$1000) | (x\$1000) | (x\$1000) | (x\$1000) | (x\$1000) | (x\$1000) | (x\$1000) | (x\$1000) | (x\$1000) | (x\$1000) | (x\$1000) | (x\$1000) | |
| EQP | 0 | 0 | 0 | 100 | 80 | 20 | 124 | 99 | 25 | 12 | 10 | 2 | 13 | 10 | 3 | 14 | 11 | 3 | \$5316 JARC-Urban |
| OPR | 496 | 397 | 99 | 153 | 122 | 31 | 148 | 118 | 30 | 274 | 219 | 55 | 289 | 231 | 58 | 245 | 196 | 49 | \$5316 JARC-Urban |
| OPR | 100 | 80 | 20 | 8 | 6 | 2 | 0 | 0 | 0 | 0 | 0 | 0 | 0 | 0 | 0 | 62 | 49 | 13 | \$5317 NF-Urban |

OC24 Special Needs Transportation



TIP Revision #3 Details:

Advanced all of the funding amounts by one year. The funds were mistakenly shown in the federal fiscal years in which the project would be using the funds. This revision correctly programs the funds in the federal fiscal year in which the funds would be obligated.

Project Description:

To maintain and expand shuttle services to meet transportation needs of frail seniors 60 years and over to include late afternoon, evening hours, and weekend service. Pedestrian and bicycle elements are not included in the project's scope.

Project Website: www.honolulurides.org

Neighborhood(s): Various Locations

Estimated Total Project Cost: \$146,000
(May include project costs outside of the 4-year TIP.)

Project Sponsor: City and County of Honolulu (FTA Funded)

Agency Responsible for Carrying Out Project/Phase:
City Department of Transportation Services

| Phase | FFY 2011 | | | FFY 2012 | | | FFY 2013 | | | FFY 2014 | | | FOR INFORMATION ONLY | | | | | | Funding Category |
|-------|-----------|-----------|-----------|-----------|-----------|-----------|-----------|-----------|-----------|-----------|-----------|-----------|----------------------|-----------|-----------|-----------|---|-----------------|------------------|
| | Total | Federal | Local | Total | Federal | Local | Total | Federal | Local | Total | Federal | Local | FFY 2015 | | FFY 2016 | | | | |
| | (x\$1000) | (x\$1000) | (x\$1000) | (x\$1000) | (x\$1000) | (x\$1000) | (x\$1000) | (x\$1000) | (x\$1000) | (x\$1000) | (x\$1000) | (x\$1000) | (x\$1000) | (x\$1000) | (x\$1000) | (x\$1000) | | | |
| OPR | 146 | 73 | 73 | 0 | 0 | 0 | 0 | 0 | 0 | 0 | 0 | 0 | 0 | 0 | 0 | 0 | 0 | \$5317 NF-Urban | |

FFYs 2011-2014 TIP REVISION #3 FUNDING SUMMARY

| | | | | | | | | | | | | | FOR INFORMATION ONLY | | | | | |
|---|--------------------|----------------------|--------------------|--------------------|----------------------|--------------------|--------------------|----------------------|--------------------|--------------------|----------------------|--------------------|----------------------|----------------------|--------------------|--------------------|----------------------|--------------------|
| | FFY 2011 | | | FFY 2012 | | | FFY 2013 | | | FFY 2014 | | | FFY 2015 | | | FFY 2016 | | |
| | TOTAL (x\$1000) | FEDERAL (x\$1000) | LOCAL (x\$1000) | TOTAL (x\$1000) | FEDERAL (x\$1000) | LOCAL (x\$1000) | TOTAL (x\$1000) | FEDERAL (x\$1000) | LOCAL (x\$1000) | TOTAL (x\$1000) | FEDERAL (x\$1000) | LOCAL (x\$1000) | TOTAL (x\$1000) | FEDERAL (x\$1000) | LOCAL (x\$1000) | TOTAL (x\$1000) | FEDERAL (x\$1000) | LOCAL (x\$1000) |
| FHWA-FUNDED PROJECTS | | | | | | | | | | | | | | | | | | |
| <u>State of Hawaii - Sponsored Projects</u> | | | | | | | | | | | | | | | | | | |
| As of Revision #2 | 191,900 | 78,809 | 113,091 | 29,877 | 75,981 | (46,104) | 67,537 | 80,392 | (12,855) | 135,329 | 78,235 | 57,094 | 76,709 | 98,077 | (21,368) | 115,704 | 99,614 | 16,090 |
| Revision #3 Changes | 0 | 0 | 0 | 0 | 0 | 0 | 0 | 0 | 0 | 0 | 0 | 0 | 0 | 0 | 0 | 0 | 0 | 0 |
| Total as of Revision #3 | 191,900 | 78,809 | 113,091 | 29,877 | 75,981 | (46,104) | 67,537 | 80,392 | (12,855) | 135,329 | 78,235 | 57,094 | 76,709 | 98,077 | (21,368) | 115,704 | 99,614 | 16,090 |
| <u>C&C of Honolulu - Sponsored Projects</u> | | | | | | | | | | | | | | | | | | |
| As of Revision #2 | 48,979 | 20,000 | 28,979 | 37,202 | 17,000 | 20,202 | 34,152 | 17,000 | 17,152 | 77,267 | 14,000 | 63,267 | 64,463 | 37,600 | 26,863 | 108,829 | 75,768 | 33,061 |
| Revision #3 Changes | 0 | 0 | 0 | 0 | 0 | 0 | 0 | 0 | 0 | 0 | 0 | 0 | 0 | 0 | 0 | 0 | 0 | 0 |
| Total as of Revision #3 | 48,979 | 20,000 | 28,979 | 37,202 | 17,000 | 20,202 | 34,152 | 17,000 | 17,152 | 77,267 | 14,000 | 63,267 | 64,463 | 37,600 | 26,863 | 108,829 | 75,768 | 33,061 |
| TOTAL FHWA | 240,879 | 98,809 | 142,070 | 67,079 | 92,981 | (25,902) | 101,689 | 97,392 | 4,297 | 212,596 | 92,235 | 120,361 | 141,172 | 135,677 | 5,495 | 224,533 | 175,382 | 49,151 |
| FTA-FUNDED PROJECTS | | | | | | | | | | | | | | | | | | |
| <u>State of Hawaii - Sponsored Projects</u> | | | | | | | | | | | | | | | | | | |
| As of Revision #2 | 0 | 0 | 0 | 0 | 0 | 0 | 0 | 0 | 0 | 0 | 0 | 0 | 0 | 0 | 0 | 0 | 0 | 0 |
| Revision #3 Changes | 0 | 0 | 0 | 0 | 0 | 0 | 0 | 0 | 0 | 0 | 0 | 0 | 0 | 0 | 0 | 0 | 0 | 0 |
| Total as of Revision #3 | 0 | 0 | 0 | 0 | 0 | 0 | 0 | 0 | 0 | 0 | 0 | 0 | 0 | 0 | 0 | 0 | 0 | 0 |
| <u>C&C of Honolulu - Sponsored Projects</u> | | | | | | | | | | | | | | | | | | |
| As of Revision #2 | 553,569 | 120,148 | 433,421 | 792,247 | 236,150 | 556,097 | 1,222,740 | 309,291 | 913,449 | 1,105,815 | 309,417 | 796,398 | 840,077 | 254,282 | 585,795 | 554,660 | 265,818 | 288,842 |
| Revision #3 Changes | (77) | 50 | (127) | 127 | (38) | 165 | 34 | 20 | 14 | 57 | 34 | 23 | 59 | 33 | 26 | 62 | 37 | 25 |
| Total as of Revision #3 | 553,492 | 120,198 | 433,294 | 792,374 | 236,112 | 556,262 | 1,222,774 | 309,311 | 913,463 | 1,105,872 | 309,451 | 796,421 | 840,136 | 254,315 | 585,821 | 554,722 | 265,855 | 288,867 |
| TOTAL FTA | 553,492 | 120,198 | 433,294 | 792,374 | 236,112 | 556,262 | 1,222,774 | 309,311 | 913,463 | 1,105,872 | 309,451 | 796,421 | 840,136 | 254,315 | 585,821 | 554,722 | 265,855 | 288,867 |

FHWA REGULAR FORMULA FUNDS PROGRAMMED

| | FFY 2011 (x\$1000) | FFY 2012 (x\$1000) | FFY 2013 (x\$1000) | FFY 2014 (x\$1000) | FOR INFORMATION ONLY | |
|--|-----------------------|-----------------------|-----------------------|-----------------------|-----------------------|-----------------------|
| | | | | | FFY 2015 (x\$1000) | FFY 2016 (x\$1000) |
| FHWA-FUNDED PROJECTS | | | | | | |
| <u>State of Hawaii-Sponsored Projects</u> | | | | | | |
| Bridge On-System | 13,316 | 2,928 | 40 | 15,280 | 39,680 | 41,771 |
| CMAQ | 980 | 838 | 685 | 521 | 345 | 156 |
| Earmark High Priority | 1,600 | 0 | 0 | 0 | 0 | 0 |
| Highway Safety Improvement Program | 13,980 | 1,080 | 2,790 | 900 | 200 | 2,600 |
| Interstate Maintenance | 4,500 | 15,020 | 7,507 | 32,080 | 23,600 | 12,992 |
| Interstate Maintenance Discretionary | 900 | 0 | 3,400 | 0 | 0 | 0 |
| National Highway System | 33,498 | 53,766 | 63,388 | 17,468 | 13,810 | 34,719 |
| Recreational Trails Program | 287 | 287 | 287 | 287 | 287 | 287 |
| STP Flexible | 2,500 | 0 | 0 | 7,200 | 17,600 | 1,371 |
| Transfer from FHWA to FTA | 1,920 | 2,062 | 2,215 | 2,379 | 2,555 | 2,744 |
| Transportation Enhancement | 5,328 | 0 | 80 | 2,120 | 0 | 2,974 |
| State of Hawaii - FHWA Total | 78,809 | 75,981 | 80,392 | 78,235 | 98,077 | 99,614 |
| <u>City and County of Honolulu-Sponsored Projects</u> | | | | | | |
| Bridge Off-System | 720 | 1,200 | 800 | 2,000 | 800 | 1,280 |
| STP Flexible | 19,280 | 15,800 | 16,200 | 12,000 | 36,800 | 74,488 |
| City and County of Honolulu - FHWA Total | 20,000 | 17,000 | 17,000 | 14,000 | 37,600 | 75,768 |
| FHWA TOTAL | 98,809 | 92,981 | 97,392 | 92,235 | 135,677 | 175,382 |
| Less Discretionary Funds, etc. | (2,500) | 0 | (3,400) | 0 | 0 | 0 |
| Less FTA Transfer Funds | (1,920) | (2,062) | (2,215) | (2,379) | (2,555) | (2,744) |
| FHWA REGULAR FORMULA FUNDS TOTAL | 94,389 | 90,919 | 91,777 | 89,856 | 133,122 | 172,638 |

This report was funded in part through grants from the Federal Highway Administration and Federal Transit Administration, U.S. Department of Transportation. The views and opinions of the agency expressed herein do not necessarily state or reflect those of the U.S. Department of Transportation.